

MONTEREY COUNTY

SITUATION REPORT

Active Event or Incident(s):

2020 Novel Coronavirus (COVID-19)

Date:

4/30/2021 12:14 PM

View Report:

[COVID-19 Website](#) (en español)

Charles McKee

*County Administrator
Emergency Operations Center
Director*

Gerry Malais

*Emergency Services Manager
Emergency Operations Center
Manager*

Dr. Edward Moreno

*Health Officer
Health Department*

Karen Smith

*Public Information Officer
Health Department*

COVID-19 - TO VIEW THE GRAPHS THAT WERE PREVIOUSLY FEATURED IN THE DAILY SITUATION REPORT PLEASE VISIT THE HEALTH DEPARTMENT WEBSITE [HERE](#).

Novel Coronavirus is an outbreak of respiratory disease caused by a novel (new) coronavirus that was first detected in China and which has now been detected in more than 100 locations internationally, including in the United States. The virus has been named “SARS-CoV-2” and the disease it causes has been named “coronavirus disease 2019” (abbreviated “COVID-19”). All data is developed by the Health Department. For questions, comments, and concerns, call 831.769-8700 or 831.755.4521 or email covid-19@co.monterey.ca.us.

<h1>43,454</h1> <p>Confirmed Cases</p> <p> 32 Change</p>	<h1>12</h1> <p>Cases Currently Hospitalized</p> <p> 4 Change</p>	<h1>381</h1> <p>Fatalities</p> <p>0 Change</p>	<h1>43,363</h1> <p>Released from Isolation</p> <p> 23 Change</p>
<p>Changes since 04/28/2021</p>			

Race and Ethnicity	Number of Hospitalized (Cumulative)	Proportion of Hospitalized Cases (%)	Number of Fatalities (n)	Proportion of Fatalities (%)	Proportion of Monterey County Population (%)
Asian & Pacific Islander, Not Hispanic	75	5.51%	40	10.50%	5.00%
Black or African American, Not Hispanic	30	2.21%	-	-	2.00%
Hispanic or Latino, Any Race	951	69.93%	213	55.91%	60.00%
Multi-Racial and Other Races, Not Hispanic	30	2.21%	14	3.67%	2.00%
Unknown (Under Investigation)	91	6.69%	10	2.62%	0.00%
White, Not Hispanic	183	13.46%	104	27.30%	28.00%
Total	1360	100%	381	100%	
Age Group in Years	Number of Hospitalized Individuals (n)	Proportion of Hospitalized Cases (%)	Number of Fatalities (n)	Proportion of Fatalities (%)	Proportion of Monterey County Population (%)
1-17	27	1.99%	10	2.62%	25%
18-24	37	2.72%			8%
25-34	130	9.56%			17%
35-44	169	12.43%	11	2.89%	14%
45-54	247	18.16%	36	9.45%	11%
55-64	269	19.78%	64	16.80%	11%
65-74	237	17.43%	76	19.95%	14%
75+	244	17.94%	184	48.29%	0
Total	1360	100%	381	100%	



COVID-19 WEEKLY UPDATE

Week of April 26, 2021

<p>Case Rate Stable</p> <p>2.2 per 100,000</p>	<p>Test Positivity Stable</p> <p>1.0% Positive</p>	<p>Hospital ICU Capacity Stable</p> <p>53% Availability</p>	<p>Testing Turn Around Time Stable</p> <p>1.0 Days</p>	<p>Vaccine Coverage Increasing</p> <p>58% of 16+ Residents</p>
---	---	--	---	---

Tier Status	Testing	Vaccine	Data
<ul style="list-style-type: none"> Monterey County remains in the Orange Tier Two county metrics are currently in the Yellow Tier: Positivity and HPI Lowest Quartile Positivity. The Case Rate must also reach Yellow Tier status (less than 2 per 100,000). All three must remain at Yellow Tier level for two weeks before the County can move to the less restrictive tier. Additional details: https://covid19.ca.gov/safer-economy/ 	<ul style="list-style-type: none"> Free Optum test site details: www.mtyhd.org/covidtesting Appointments: https://lhi.care/covidtesting or at 1-888-634-1123. Monterey County is part of an important statewide COVID-19 antibody survey to learn how many Californians may have COVID-19 antibodies. You may receive a test kit. Find out more at: https://www.calscope.org/ 	<ul style="list-style-type: none"> 9,950 doses received this week (first doses only) 58% of eligible residents have had at least one dose 230,561 estimated doses given to date Vaccinate appointment information at www.mcvaccinate.com Nearly one third of Monterey County residents ages 16 and 17 have received at least one dose of vaccine. 	<ul style="list-style-type: none"> 2.2 Adjusted Case Rate 1.0% Test Positivity Rate 1.3% HPI Lowest Quartile Positivity Rate Monterey has lower case and positivity rates than the state average: 4.6/ per 00,000 case rate and 1.2% positivity rate.

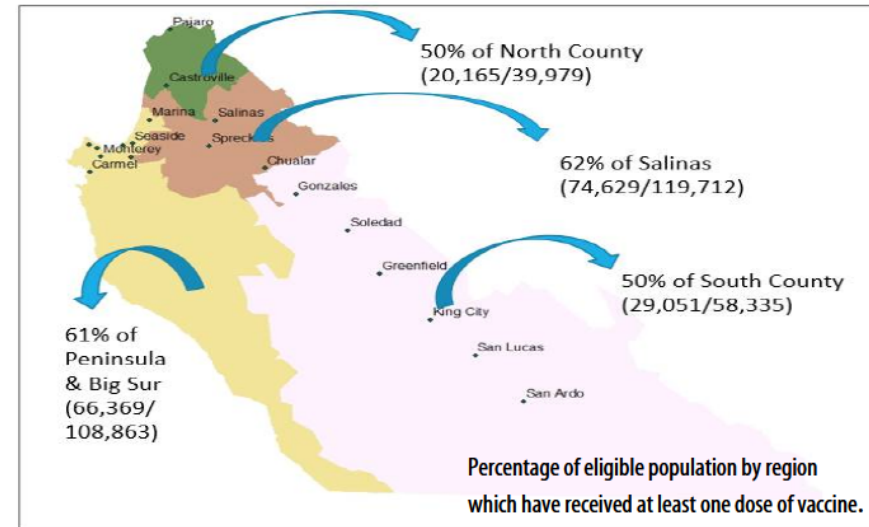


COVID-19 WEEKLY UPDATE

Week of April 26, 2021

More to Know:

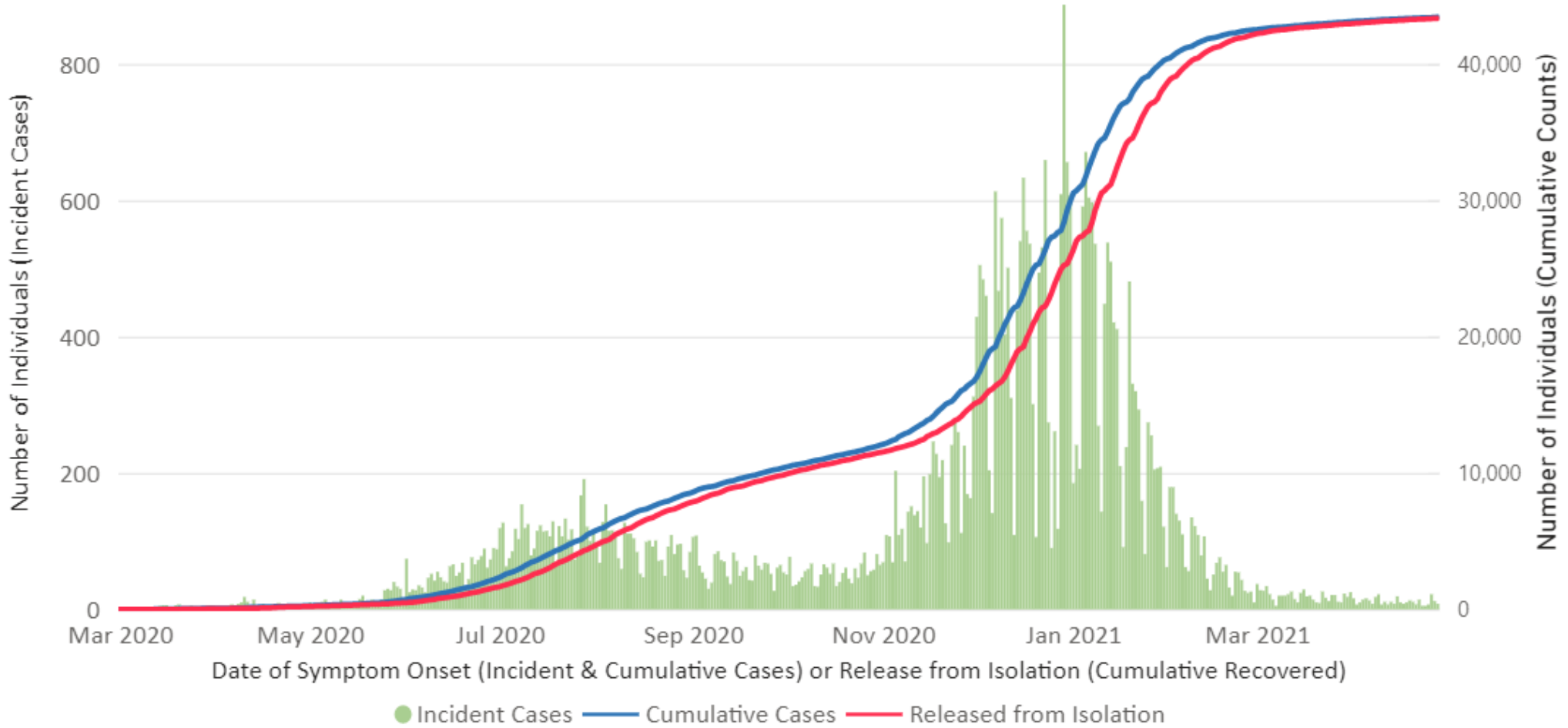
1. After thorough scientific review, the CDC, FDA, CDPH recommend resuming use of Johnson & Johnson (Janssen) vaccine. Monterey County Public Health will provide information about the risks and benefits of the vaccine in English and Spanish when it is offered at community immunization clinics.
2. Monterey County has updated its local gathering guidance to align with the state. Find out about safer gatherings at <https://files.covid19.ca.gov/pdf/guidance-private-events--en.pdf>
3. As guidance is changing, it is important to know the right situations for precautions when gathering and wearing masks. Stay informed by staying up to date on state and local health requirements.



FOR MORE INFORMATION PLEASE VISIT:

[MontereyCountyCovid19.com](https://www.montereycounty.gov/COVID-19)

COVID-19 Among Monterey County Residents



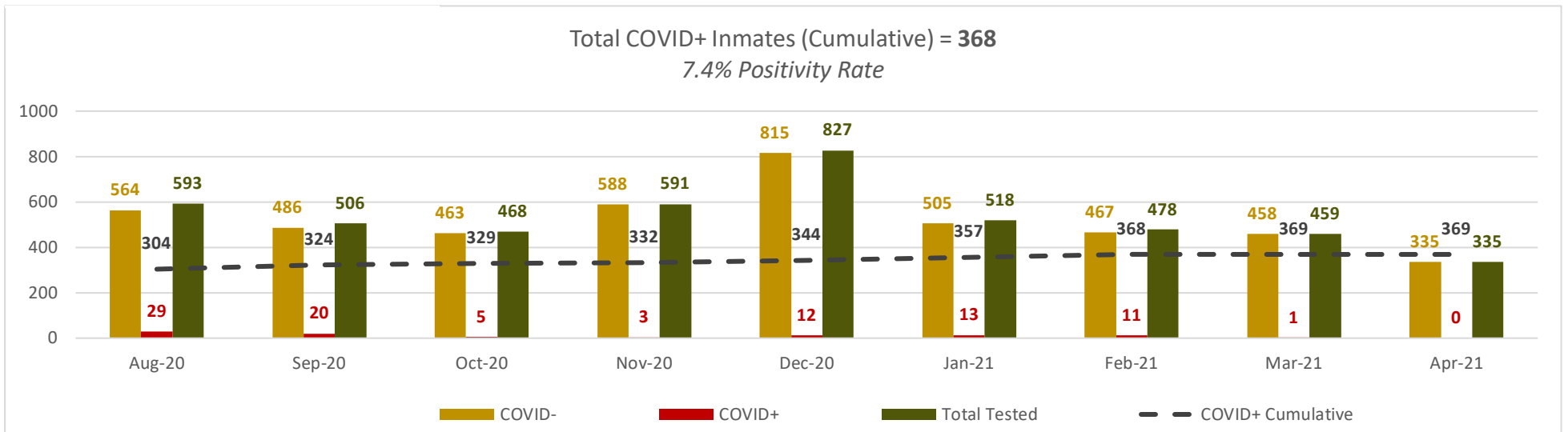


MONTEREY COUNTY SHERIFF'S OFFICE

JAIL INMATE COVID DATA

891	5,663	369	0	1,124	25	0
Total Jail Population	Inmate Population Tested (Cumulative)	Confirmed Cases (Cumulative)	Current Cases	Inmates Released	Inmate Alternative Housing	Fatalities
↓ 6 Change	0 Change	0 Change	0 Change	0 Change	0 Change	0 Change

*no new data provided as of 4.10.21



2019 Novel Coronavirus (2019-nCoV) - Monitoring Metrics

Indicator or Metric*	Baseline at Variance Application Submission	Threshold for Considering Modifications	Status 7 Days Ago	Current Status**	
Ability to Test, Contact Trace, Isolate, and Support the Exposed					
14-Day cumulative COVID-19 incidence per 100,000 population	28.6	≥32	72.0	48.7	
Percent of cases reached by public health teams	98.5%	<90%	95.3%	95.3%	
Percent of Alternative Housing Site Beds designated for individuals diagnosed with COVID-19 or who are awaiting test results that are filled	2%	≥25%	Data Not Available	Data Not Available	
Ability to Protect Those at High Risk for COVID-19					
Percent of Skilled Nursing Facilities with no new cases in the last 14 days	94%	<75%	88%	81%	
Number of COVID-19 related deaths over last 14 days	2	≥5	3	0	
Surge Capacity for Hospitals and Health Care System					
7-Day average of daily percent change in total number of hospitalized COVID-19 patients	-0.2%	≥5%	-1%	1%	
Percent of ICU beds available averaged over the last 14 days	71%	<54%	53%	50%	
Percent of Monterey County hospitals with ≥14 days' supply of personal protective equipment (PPE)	100%	<75%	***	***	
Epidemiology and General Surveillance					
Overall test positivity rate for the past 7 days	2.3%	≥8%	5.8%	5.1%	
Case doubling time (7 day lag)	29 days	<8 days	272 days	289 days	

*Unless otherwise specified, all indicators and metrics are calculated using a one-day lag. Counting for measuring the metric starts on "Current Status" date.

**Current status as of April 28, 2021. Data are refreshed Tuesday through Saturday.

***The California Hospital Association and California Department of Public Health are no longer reporting greater than or equal to 14 days' supply of personal protective equipment (PPE) by hospital.

MONTEREY COUNTY OPERATIONAL AREA

Who Is Eligible Now

COVID-19 Vaccine Registration page - [Click here](#)

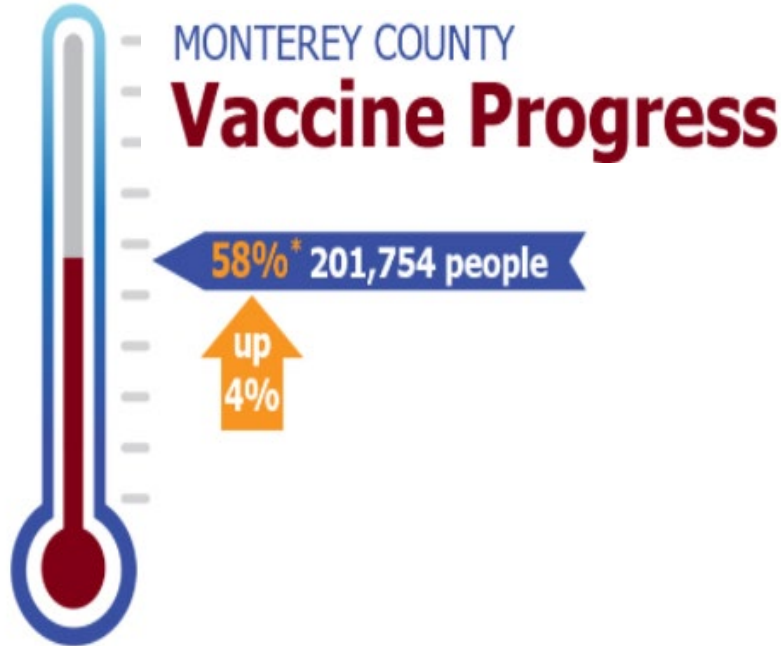
As of April 15, all Monterey County residents age 16 years and older are eligible to make an appointment for COVID-19 vaccination.

More clinics are scheduled. Supplies are slowly increasing. Please monitor the [COVID-19 vaccine registration page for a clinic near you.](#)

Johnson and Johnson Vaccine Information

On April 24, the Western States Scientific Safety Review Workgroup **concluded** the Johnson & Johnson vaccine is safe and effective and recommended resuming use of the vaccine for all eligible Californians. CDPH has produced a **factsheet** to help the public understand the risks and benefits of receiving the single-dose J&J COVID-19 vaccine.

It is available in both **English** and **Spanish**.



*of residents 16+ and older who have received at least one dose as of 4/26/21

DAILY SITUATION REPORT

COUNTY OF MONTEREY HEALTH DEPARTMENT

COVID-19 Vaccine Schedule

Together we can end the pandemic.

PHASE 1A Vaccinating NOW

- Healthcare workers and long-term care residents.

PHASE 1B Vaccinating NOW

- People with a high chance of exposure and those 65 or older.

Sector populations with high chance of exposure:

- Agriculture and Food
- Childcare and Education
- Emergency Services

Vaccinating NOW

- Individuals age 16 or older at higher risk.

People with certain significant high-risk:

- Medical conditions
- Disabilities
- Illnesses
- Living spaces
- Work environments

Vaccinating NOW

- Individuals 50 or older.

Vaccinating NOW

- Every Californian 16 or older.

Vaccination of people younger than 16 will start as soon as the COVID-19 vaccines are approved for them.

www.mtyhd.org/covid19
831-769-8700

4/15/2021

COVID-19 TESTING LOCATIONS (HOURS OF OPERATION)- [MORE INFORMATION](#)

PLEASE NOTE: Information below is constantly changing and may not represent current hours of operation after 4/22. We will give updates as we receive them.

State Supported Community Testing Sites:

As of April 22, 2021 - The Soledad testing site will be open Thursday through Monday from Noon to 8 pm. The Castroville testing site will be open Friday through Sunday from Noon to 8 pm. Salinas and Seaside sites will remain open from 8 am to 8 pm Thursday through Monday.

Please click the [LHI Website HERE](#) or call 1-888-634-1123. *Please note that phone registration is dedicated for people without internet access.




Additional Testing Sites:

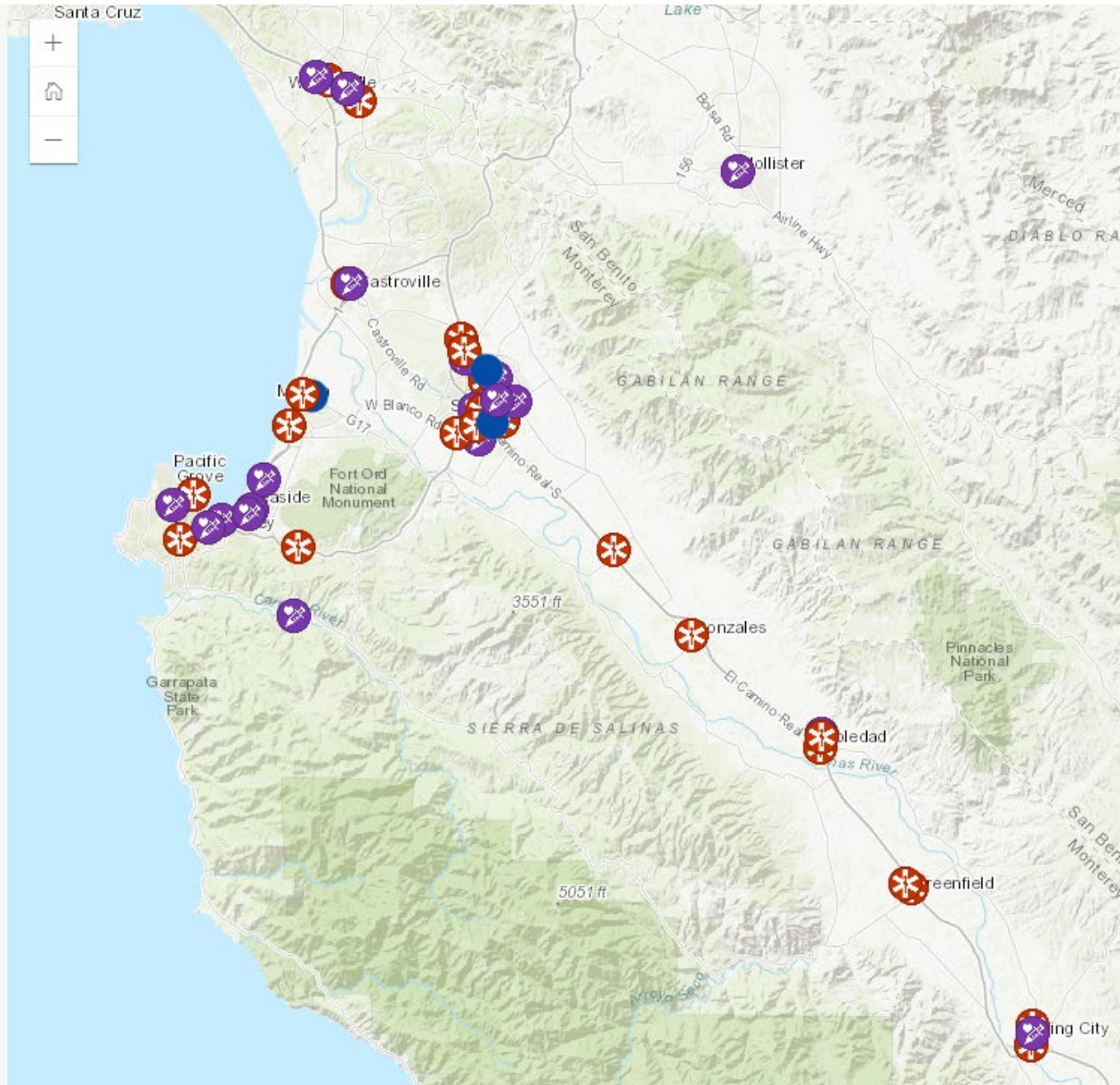
- [Planned Parenthood](#)
- [CVS \(Offers Drive Thru Testing\)](#)
- [\(English\) \(Español\) Download List of COVID-19 Testing Sites in Monterey County](#)
- [Map of COVID-19 Testing Sites In California](#)

COVID-19 TESTING LOCATIONS- [MORE INFORMATION](#)

To Access Interactive Map – [Click Here](#)

COVID-19 Testing Site

-  Clinic or Hospital
-  Community Testing Site
-  Laboratory



SIGNIFICANT EVENTS

This is a timeline of International, domestic, and Local significant events related to COVID-19. All new information will be highlighted at the top.

- **April 28, 2021** – Monterey County Residents Required to Follow California Face Covering Guidance [More Information](#)
- **April 27, 2021** – Governor Newsom Statement on CDC Outdoor Mask Guidance [More Information](#)
- **April 26, 2021** – CDC and FDA Clear Janssen Biotech, Inc (Johnson & Johnson) COVID-19 Vaccine for Use [More Information](#)
- **April 25, 2021** – CDPH Johnson & Johnson COVID-19 Vaccine Updates [More Information](#)
- **April 23, 2021** – Monterey County Residents Required to Follow State Guidance on Gatherings [More Information](#)
- **April 15, 2021** – All Californians 16+ Now Eligible for COVID-19 Vaccines. [More Information](#)
- **April 13, 2021** – Pause in the administration of COVID-19 vaccine manufactured by Johnson and Johnson. [More Information](#)
- **April 13, 2021** – Joint CDC and FDA Statement on Johnson & Johnson COVID-19 Vaccine. [More Information](#)
- **April 7, 2021** – Monterey County Moving into Orange Tier of State’s Blueprint for a Safer Economy. [More Information](#)
- **March 25, 2021** – Governor Newsom announced State Expands Vaccine Eligibility to 50+ Californians Starting April 1 and All Individuals 16+ on April 15 Based on Expected Supply Increases. [More Information](#)
- **March 16, 2021** – Monterey County has met the requirements to move into the Red Tier of the Blueprints for a Safer Economy. The Monterey County Health Officer announced today that the County will continue to align with the State’s framework and allow activities open in Red Tier counties to resume, effective March 17th. [More information](#)
- **March 13, 2021** – Monterey County State Supported COVID-19 Testing Site to Change Days Open. Thursday March 18th the State supported COVID-19 testing sites in Castroville, Salinas, Seaside and Soledad will be open from 8 am to 8 pm, Thursday through Monday. Due to this change all four sites will be closed on Tuesday March 16th and Wednesday March 17th. [More information](#)
- **March 5, 2021** – Monterey County continues to receive and distribute COVID-19 vaccine throughout the county. On Tuesday, Monterey County Health Officer Dr. Edward Moreno updated the Board of Supervisors regarding the doses of COVID-19 allocated, received and administered to residents.
- **February 16, 2021** – Monterey County Health Department Announces Timeline for Advancing Through Phase 1b for COVID-19 Vaccinations. Vaccine Supplies are Still Very Limited. [More Information](#)
- **January 25, 2021** – Regional Stay At Home Order ends. Monterey County returns to the purple tier. [More Information](#)
- **January 13, 2021** – Governor Newsom announced the state is prioritizing individuals 65 and older to receive the vaccine.
- **January 8, 2021** – Monterey County remains under the State Regional Stay at Home Order. [More information](#)

To Access Archived News – [Click Here](#)

JOINT INFORMATION CENTER (JIC)

Community Resources

- [Virtual Local Assistance Center](#)
- A directory of resources available to Monterey County communities can be found on the COVID-19 Care for Community [webpage](#).
- Frequently Asked Questions can be found [here](#).

Text Updates

- **To receive updates regarding the 2020 Wildfires text MCFIRES2020 to 888777.**
- To receive updates regarding COVID-19 in Monterey County, text **MCCOVID19** to **888777**.
- To receive updates regarding COVID-19 in general, text **Coronavirus** to **211211**.
- To receive text messages when a press release is posted or a press conference is identified, text **“MCMEDIA”** to **888777**.

Hotlines

- California Volunteer Corps Hotline: 833-544-2374. This hotline is specifically for older adults who have questions about resources and in need of assistance (such as medication and grocery delivery).
 - Health Department Hotline (Monday-Friday, 8am-5pm). Call: 769-8700 or 755-4521
- Natividad Coronavirus Hotline is (831) 772-7365. Natividad nurses are available to speak with you in English or Spanish from 7:00 am to 11:00 pm, seven days a week.
- Montage Health Virtual Care Option Free for all community members experiencing mild respiratory symptoms including coronavirus/COVID-19. [Schedule an Appointment](#) / [More information](#).
 - Salinas Valley Memorial Healthcare System has a Coronavirus Hotline: 831-755-0793 The hotline is staffed with registered nurses and will be available from 7:00am to 11:00pm, 7 days a week.

JOINT INFORMATION CENTER (JIC)

Press Conferences

- COVID-19 Economic Assistance Hotline (Monday-Friday, 8am-4pm). Call: 831- 796-1909
- General Information call 2-1-1 or visit the [Health Department Webpage](#).
- Standing Media Briefing: Wednesdays @ 12:00 with credentialed press and available county staff, hosted by the JIC. [[Live Stream](#)]

Websites

- [COVID Testing Sites](#)
- [COVID Vaccine Information](#)
- [Alternate Care and Housing Sites](#)
- [COVID-19 Donations and Volunteers](#)
- [FEMA Disaster Cost Recovery](#)
- [Economic Assistance Webpage](#)
- [Monterey County Health Department](#)
- [California Department of Public Health](#)
- [Center for Disease Control](#)
- [World Health Organization](#)
- [Economic Assistance for Impacted Workers](#)