

# MONTEREY COUNTY

## DAILY SITUATION

### REPORT



**Active Event or Incident(s):**

2020 Novel Coronavirus (COVID-19)

**Date:**

2/27/2021 11:31 AM

**View Report:**

[COVID-19 Website](#) (en español)

Charles McKee

*County Administrator  
Emergency Operations Center  
Director*

Gerry Malais

*Emergency Services Manager  
Emergency Operations Center  
Manager*

Dr. Edward Moreno





*Health Officer  
Health Department*

Karen Smith

*Public Information Officer  
Health Department*

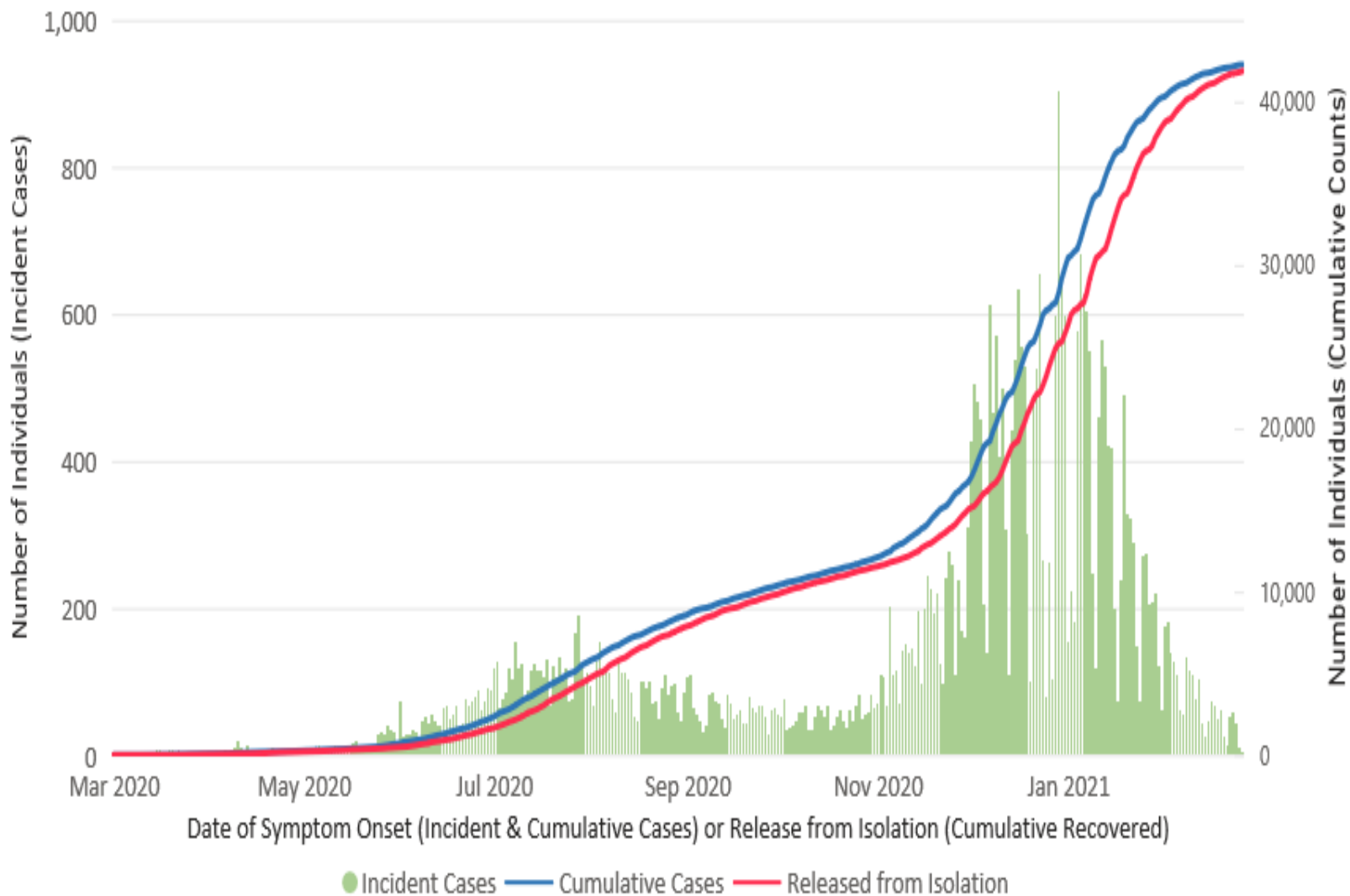
**COVID-19 - TO VIEW THE GRAPHS THAT WERE PREVIOUSLY FEATURED IN THE DAILY SITUATION REPORT PLEASE VISIT THE HEALTH DEPARTMENT WEBSITE [HERE](#).**

Novel Coronavirus is an outbreak of respiratory disease caused by a novel (new) coronavirus that was first detected in China and which has now been detected in more than 100 locations internationally, including in the United States. The virus has been named “SARS-CoV-2” and the disease it causes has been named “coronavirus disease 2019” (abbreviated “COVID-19”). All data is developed by the Health Department. For questions, comments, and concerns, call 831.769-8700 or 831.755.4521 or email [covid-19@co.monterey.ca.us](mailto:covid-19@co.monterey.ca.us).

<b>42,261</b> Confirmed Cases 	<b>38</b> Cases Currently Hospitalized 	<b>328</b> Fatalities 	<b>41,876</b> Released from Isolation 		
Race and Ethnicity	Number of Hospitalized (Cumulative)	Proportion of Hospitalized Cases (%)	Number of Fatalities (n)	Proportion of Fatalities (%)	Proportion of Monterey County Population (%)
Asian & Pacific Islander, Not Hispanic	64	5%	26	8%	5%
Black or African American, Not Hispanic	26	2%	-	-	2%
Hispanic or Latino, Any Race	891	70%	184	57%	60%
Multi-Racial and Other Races, Not Hispanic	25	2%	13	4%	2%
Unknown (Under Investigation)	105	8%	35	9%	0%
White, Not Hispanic	161	12%	70	22%	28%
<b>Total</b>	<b>1272</b>	<b>100%</b>	<b>328</b>	<b>100%</b>	<b>100%</b>
Age Group in Years	Number of Hospitalized Individuals (n)	Proportion of Hospitalized Cases (%)	Number of Fatalities (n)	Proportion of Fatalities (%)	Proportion of Monterey County Population (%)
0 - 17	23	2%	16	4%	25%
18 - 23	35	3%			8%
24 - 34	125	10%			17%
35 - 44	160	12%			14%
45 - 54	235	19%	34	11%	11%
55 - 64	247	20%	58	17%	11%
65+	447	34%	220	68%	14%
<b>Total</b>	<b>1272</b>	<b>100%</b>	<b>328</b>	<b>100%</b>	<b>100%</b>

### New Cases, Cumulative Cases, and Cases Released from Isolation

COVID-19 Among Monterey County Residents

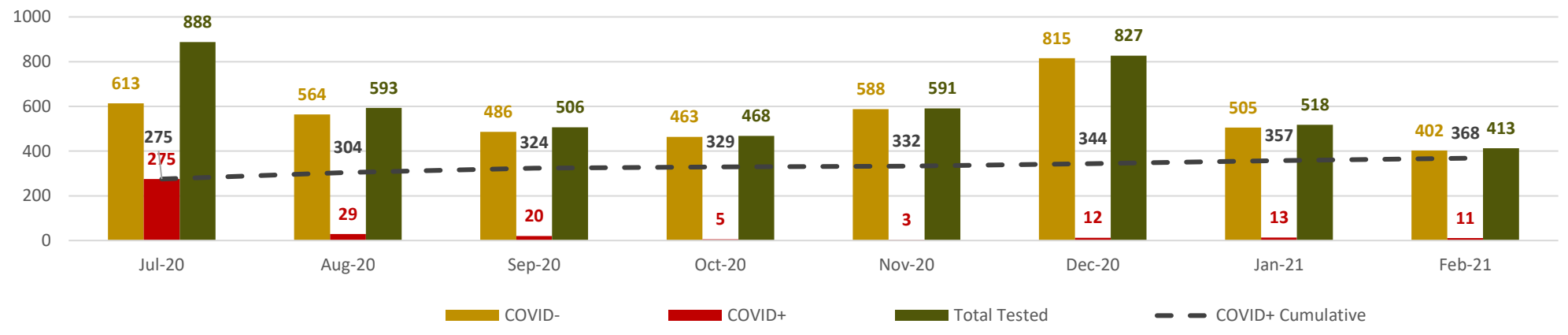


# MONTEREY COUNTY SHERIFF'S OFFICE

## JAIL INMATE COVID DATA

<b>926</b>	<b>4,804</b>	<b>368</b>	<b>1</b>	<b>1,005</b>	<b>25</b>	<b>0</b>
<b>Total Jail Population</b>	<b>Inmate Population Tested</b>	<b>Confirmed Cases (Cumulative)</b>	<b>Current Cases</b>	<b>Inmates Released</b>	<b>Inmate Alternative Housing</b>	<b>Fatalities</b>
↑ 4 Change	↑ 43 Change	0 Change	0 Change	0 Change	0 Change	0 Change

Total COVID+ Inmates (Cumulative) = 368  
7.7% Positivity Rate




**2019 Novel Coronavirus (2019-nCoV) - Monitoring Metrics**

Indicator or Metric*	Baseline at Variance Application Submission	Threshold for Considering Modifications	Status 7 Days Ago	Current Status**	
<b>Ability to Test, Contact Trace, Isolate, and Support the Exposed</b>					
14-Day cumulative COVID-19 incidence per 100,000 population	28.6	≥32	339.5	247.2	Red
Percent of cases reached by public health teams	98.5%	<90%	95.2%	95.2%	Green
Percent of Alternative Housing Site Beds designated for individuals diagnosed with COVID-19 or who are awaiting test results that are filled	2%	≥25%	Data Not Available	Data Not Available	
<b>Ability to Protect Those at High Risk for COVID-19</b>					
Percent of Skilled Nursing Facilities with no new cases in the last 14 days	94%	<75%	35%	35%	Red
Number of COVID-19 related deaths over last 14 days	2	≥5	17	15	Red
<b>Surge Capacity for Hospitals and Health Care System</b>					
7-Day average of daily percent change in total number of hospitalized COVID-19 patients	-0.2%	≥5%	-6%	-6%	Green
Percent of ICU beds available averaged over the last 14 days	71%	<54%	37%	38%	Red
Percent of Monterey County hospitals with ≥14 days' supply of personal protective equipment (PPE)	100%	<75%	***	***	
<b>Epidemiology and General Surveillance</b>					
Overall test positivity rate for the past 7 days	2.3%	≥8%	18.4%	15.7%	Red
Case doubling time (7 day lag)	29 days	<8 days	122 days	137 days	Green

\*Unless otherwise specified, all indicators and metrics are calculated using a one-day lag. Counting for measuring the metric starts on "Current Status" date.

\*\*Current status as of February 24, 2021.



**COUNTY OF MONTEREY  
HEALTH DEPARTMENT**

# COVID-19 Vaccine Schedule

*Together we can end the pandemic.*

## PHASE 1A Vaccinating NOW

- Persons at risk of exposure to SARS-CoV-2 through their work in any role in direct health care or long-term care setting.
- Residents in long-term care settings.

## PHASE 1B Vaccinating NOW

- Persons aged 75 and older.
- Persons ages 65 - 74 who are workers in Agriculture and Food, Childcare and Education, and Emergency Services
- Persons ages 65 - 74 who live in the lowest quartile Healthy Places Index ZIP Codes:

<b>North County</b>	<b>Salinas</b>
95012	93901
95039	93905
95076	93906
<b>Peninsula &amp; Big Sur</b>	<b>South County</b>
93933	93926
93955	93927
	93930
	93960

[www.mtyhd.org/covid19](http://www.mtyhd.org/covid19)  
831-769-8700

health 2/16/2021

## COVID-19 TESTING LOCATIONS

[More Information](#)

## COVID -19 VACCINE

[More Information](#)

## SIGNIFICANT EVENTS

*This is a timeline of International, domestic, and Local significant events related to COVID-19 and the River Fire. All new information will be **highlighted at the top**.*

- February 16, 2021 - Monterey County Health Department Announces Timeline for Advancing Through Phase 1b for COVID-19 Vaccinations. Vaccine Supplies are Still Very Limited. [More Information](#)
- January 25, 2021 – Regional Stay At Home Order ends. Monterey County returns to the purple tier. [More Information](#)
- January 13, 2021 – Governor Newsom announced the state is prioritizing individuals 65 and older to receive the vaccine.
- January 8, 2021- Monterey County remains under the State Regional Stay at Home Order. [More information](#)
- December 17, 2020 – First COVID-19 vaccines in Monterey County administered.
- December 13, 2020 – Health Officer State Order takes effect at 10:00 p.m. and will continue until 6:00 a.m. January 11, 2021.
- December 9, 2020 – [Health Officer Stay At Home Order](#) Issued.
- November 19, 2020 – State issues limited Stay at Home Order to slow spread of COVID-19. [More Information](#)
- November 4, 2020 – Monterey County’s Tier Adjustment Request Denied. [More information](#).
- October 18, 2020 – Coleman Fire starts north of Fort Hunter Liggett and near the Dolan Fire. Evacuation orders and warnings issued to the surrounding communities.
- September 5, 2020 – Carmel Fire and River Fire 100% Containment.
- August 28, 2020 – California has a new blueprint for reducing COVID-19 in the state with revised criteria for loosening and tightening restrictions on activities. Find out how businesses and activities can open in counties statewide beginning on August 31.
- August 18, 2020 – Carmel Fire and Dolan Fire start.
- August 18, 2020 – Monterey County Board of Supervisors ratified a proclamation of the existence of a local emergency due to the River Fire. Fire at 10% containment.
- August 17, 2020 – Governor Gavin Newsom secured a Fire Management Assistance Grant (FMAG) from the Federal Emergency Management Agency (FEMA) to help ensure the availability of vital resources to suppress the River Fire burning in Monterey County. [More information](#).
- August 17, 2020 – Evacuation warnings issued to the surrounding communities. Evacuation Center at Buena Vista Middle School and Carmel Valley Library closed. Evacuation Center at Toro Park School Opens.
- August 16, 2020 – Evacuation Centers opens at Carmel Valley Library and Buena Vista Middle School.
- August 16, 2020 – River Fire starts off Pine Canyon southeast of Salinas. Evacuation orders and warnings issued to the surrounding communities.
- July 13, 2020 - Governor expands the closure of indoor operations in Monterey County. ALL counties must close indoor operations in these sectors: Dine-in Restaurants (indoor); Wineries and Tasting Rooms (indoor); Movie Theater (indoor); Family Entertainment Centers (indoor);



Zoos and Museums (indoor); Cardrooms (indoor); Closure of all brewpubs, breweries, bars, and pubs (indoor and outdoor). [More information.](#)

- July 8, 2020 - The State Health Officer has issued an order for Monterey County which imposes new restrictions; order requires some businesses and activities to move their activities outdoors and some businesses to close completely. [More Information.](#)
- July 2, 2020 - California Department of Public Health Officials placed Monterey County on the COVID-19 County Data Monitoring Project watch list in response to elevated disease transmission as indicated by Monterey County exceeding the state’s 14-day case rate threshold of 100 cases per 100,00 residents and by exceeding the state’s threshold for percent change in 3-day average COVID-19 hospitalizations. [More Information.](#)
- June 12, 2020 - Charter Boat operators may begin. [More information.](#)
- June 12, 2020 - Opening of the business sectors. [More Information.](#)
- June 11, 2020 - Monterey County Health Officer Rescinds Short-Term Lodging Order. [More Information](#)
- June 11, 2020- Monterey County Health Officer Rescinds Short-Term Lodging Order. [More Information](#)
- May 30, 2020- Monterey County Attestation Approved. [More Information.](#)
- May 26, 2020 – Health Department Submits Attestation. [More information.](#)

- May 25, 2020 - California Department of Public Health announced the statewide reopening of places of worship for religious services.
- May 1, 2020 The Monterey County Health officer amends and extends Shelter-in Place Order. [More Information](#)
- April 28, 2020-Monterey County Health Officer issues mandatory face covering. [More Information.](#)
- April 14, 2020 – Monterey County Op Area EOC Announces Alternate Care and Alternate Housing Sites. [More Information.](#)
- April 6, 2020 – Monterey County Op Area EOC elevated activation level to [Level 1.](#)
- April 5, 2020 – 2 new COVID-19 Testing Sites open. [More info.](#)
- April 3, 2020 – Monterey County Health Officer Reissues the Shelter in Place Order with added restrictions. [More Information.](#)
- April 1, 2020 - California Department of Public Health releases Face Coverings Guidance. [More Information.](#)
- March 26, 2020 – Disaster Cost Recovery Information Released. Event Number: FEMA-3428-EM-CA California COVID-19. [More Information.](#)
- March 21, 2020 – First fatality due to complications from COVID-19 in Monterey County.
- March 19, 2020 - Governor Newsom issues a Shelter In Place Order to protect the health and well-being of all Californians and to establish consistency across the state in order to slow the spread of COVID-19.

## MONTEREY COUNTY OPERATIONAL AREA

## DAILY SITUATION REPORT

- March 18, 2020 – Monterey County Op Area EOC elevated activation level to Level 2.
- March 18, 2020 - Monterey County Jail Visitation Suspended
- March 17, 2020 – City of Salinas and Sand City proclaim the existence of a local emergency.
- March 17, 2020 – The County of Monterey Health Officer has issued a [Shelter-in-Place Order](#) effective at 12:01 a.m. on March 18, 2020 and will continue to be in effect until 11:59 p.m. on April 7, 2020, or until it is extended, rescinded, superseded, or amended in writing by the Health Officer.
- [March 17, 2020 – First two confirmed cases of COVID-19 in Monterey County.](#)
- March 17, 2020 –The Counties of Marin, Contra Costa, Alameda, Santa Clara, San Mateo, Santa Cruz and San Francisco order a Shelter In Place beginning March 17, 2020.
- March 16, 2020 – Cities of Del Rey Oaks, Gonzales, Greenfield, King City, and Soledad declared local emergencies.
- March 16, 2020 – Monterey County schools & libraries temporarily closed.
- March 13, 2020 –Diamond Princess Cruise Ship passengers quarantined in Asilomar Hotel, Pacific Grove while undergoing testing.
- March 13, 2020 – Cities of Seaside, Marina, Monterey, Carmel & Pacific Grove proclaim emergencies.
- March 13, 2020 – [President Declares a National Emergency.](#)
- March 12, 2020 – [Governor Newsom issue Executive Order EO-N-25-20 .](#)
- March 11, 2020 – [World Health Organization declares pandemic for COVID-19.](#)
- March 6, 2020 – Monterey County Public Health begins testing for COVID-19.
- March 6, 2020 – [Monterey County Proclaims Emergency \(Approved by Board of Supervisors March 10, 2020 \).](#)
- March 4, 2020 – [California Proclaims Emergency.](#)
- March 4, 2020 – First COVID-19 death in California.
- March 3, 2020 – CSUMB/ Monterey Peninsula Regional Emergency Operations Center activated to lowest level.
- March 3, 2020 – Monterey County’s Health Department Operations Center (DOC) Activated.
- March 2, 2020 – Monterey County Emergency Operations Center (EOC) Activated to Level 3 (lowest).
- February 28, 2020 – First case of community spread in California.
- February 4, 2020 – [USA declares public health emergency; travel restrictions put in place.](#)

## **MONTEREY COUNTY OPERATIONAL AREA**

- January 30, 2020 – World Health Organization (WHO) declares public health emergency of international concern.
- Jan 26, 2020 – First confirmed case in California.

## **DAILY SITUATION REPORT**

- January 21, 2020 – First confirmed US case in Washington State.
- December 31, 2019 – First confirmed case of COVID-19 in Wuhan, China.

## JOINT INFORMATION CENTER (JIC)

### Community Resources

- [Virtual Local Assistance Center](#)
- A directory of resources available to Monterey County communities can be found on the COVID-19 Care for Community [webpage](#).
- Frequently Asked Questions can be found [here](#).

### Text Updates

- **To receive updates regarding the 2020 Wildfires text MCFIRES2020 to 888777.**
- To receive updates regarding COVID-19 in Monterey County, text **MCCOVID19** to **888777**.
- To receive updates regarding COVID-19 in general, text **Coronavirus** to **211211**.
- To receive text messages when a press release is posted or a press conference is identified, text **“MCMEDIA”** to **888777**.

### Hotlines

- California Volunteer Corps Hotline: 833-544-2374. This hotline is specifically for older adults who have questions about resources and in need of assistance (such as medication and grocery delivery).
  - Health Department Hotline (Monday-Friday, 8am-5pm). Call: 769-8700 or 755-4521
- Natividad Coronavirus Hotline is (831) 772-7365. Natividad nurses are available to speak with you in English or Spanish from 7:00 am to 11:00 pm, seven days a week.
- Montage Health Virtual Care Option Free for all community members experiencing mild respiratory symptoms including coronavirus/COVID-19. [Schedule an Appointment](#) / [More information](#).
  - Salinas Valley Memorial Healthcare System has a Coronavirus Hotline: 831-755-0793 The hotline is staffed with registered nurses and will be available from 7:00am to 11:00pm, 7 days a week.

## JOINT INFORMATION CENTER (JIC)

### Press Conferences

### Websites

- COVID-19 Economic Assistance Hotline (Monday-Friday, 8am-4pm). Call: 831- 796-1909
- General Information call 2-1-1 or visit the [Health Department Webpage](#).
- Standing Media Briefing: Wednesdays @ 12:00 with credentialed press and available county staff, hosted by the JIC. [[Live Stream](#)]
- [2020 Wildfires](#)
- [Alternate Care and Housing Sites](#)
- [COVID-19 Donations and Volunteers](#)
- [FEMA Disaster Cost Recovery](#)
- [Economic Assistance Webpage](#)
- [Monterey County Health Department](#)
- [California Department of Public Health](#)
- [Center for Disease Control](#)
- [World Health Organization](#)
- [Economic Assistance for Impacted Workers](#)