

# MONTEREY COUNTY

## DAILY SITUATION

### REPORT



**Active Event or Incident(s):**

2020 Novel Coronavirus (COVID-19)

**Date:**

7/22/2020 10:11 AM

**View Report:**

[Website](#) (en español)

Charles McKee

*County Administrator  
Emergency Operations Center  
Director*

Gerry Malais

*Emergency Services Manager  
Emergency Operations Center  
Manager*

Dr. Edward Moreno

*Health Officer  
Health Department*

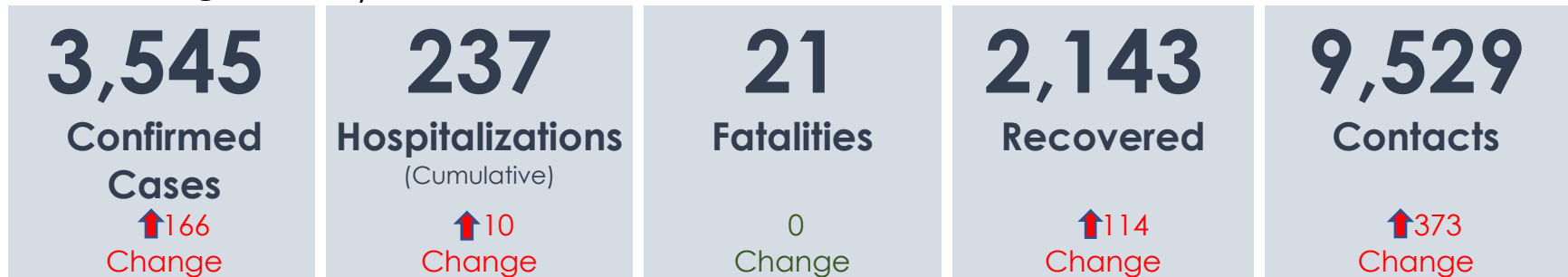
Karen Smith

*Public Information Officer  
Health Department*

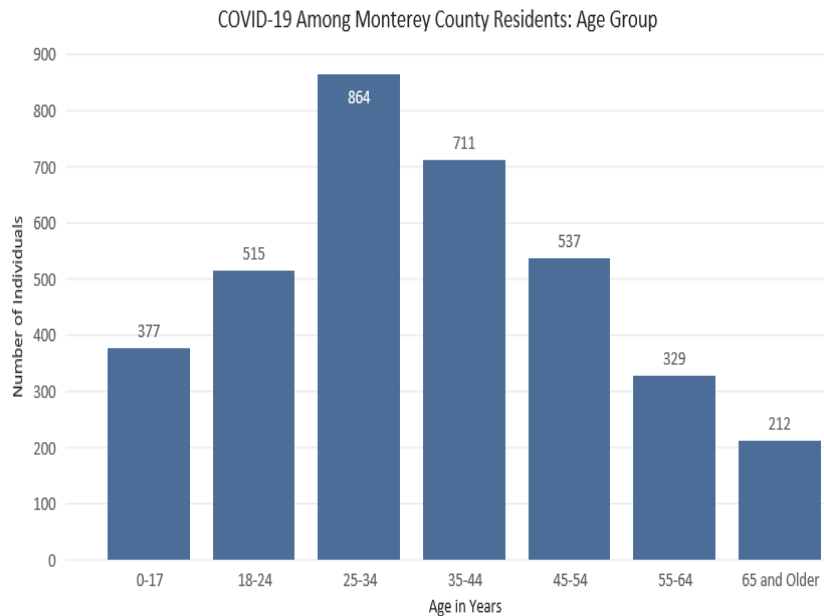
### SITUATION SUMMARY ([LOCAL COVID DATA](#))

Novel Coronavirus is an outbreak of respiratory disease caused by a novel (new) coronavirus that was first detected in China and which has now been detected in more than 100 locations internationally, including in the United States. The virus has been named “SARS-CoV-2” and the disease it causes has been named “coronavirus disease 2019” (abbreviated “COVID-19”).

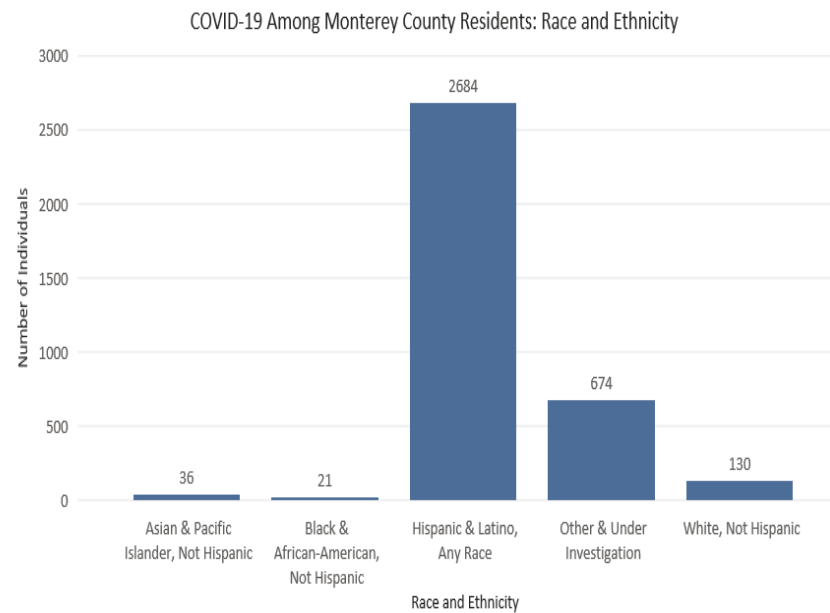
All data is developed by the Health Department. For questions, comments, and concerns, call 831.769-8700 or 831.755.4521 or email covid-19@co.monterey.ca.us.



Age Group

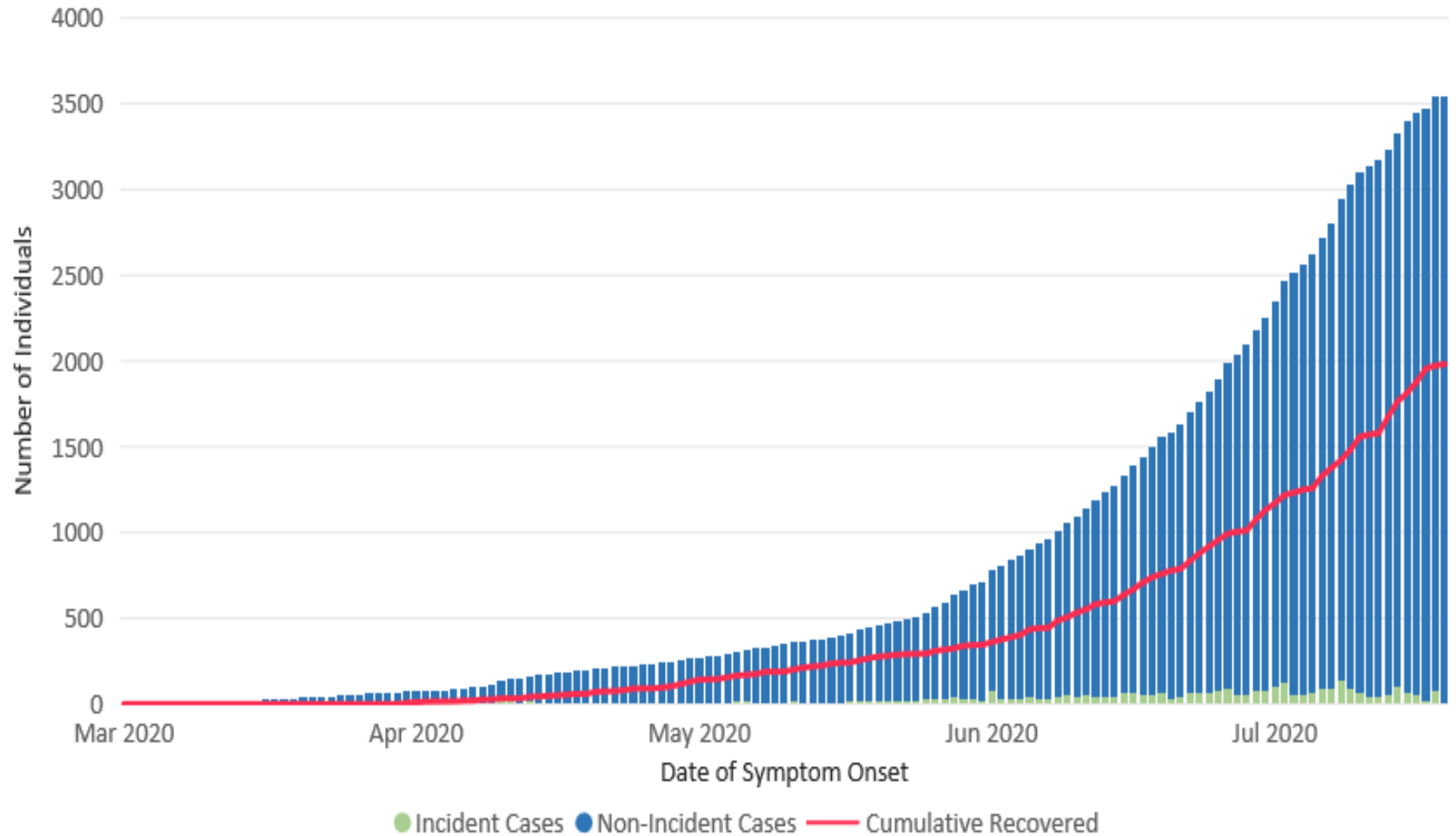


Race and Ethnicity

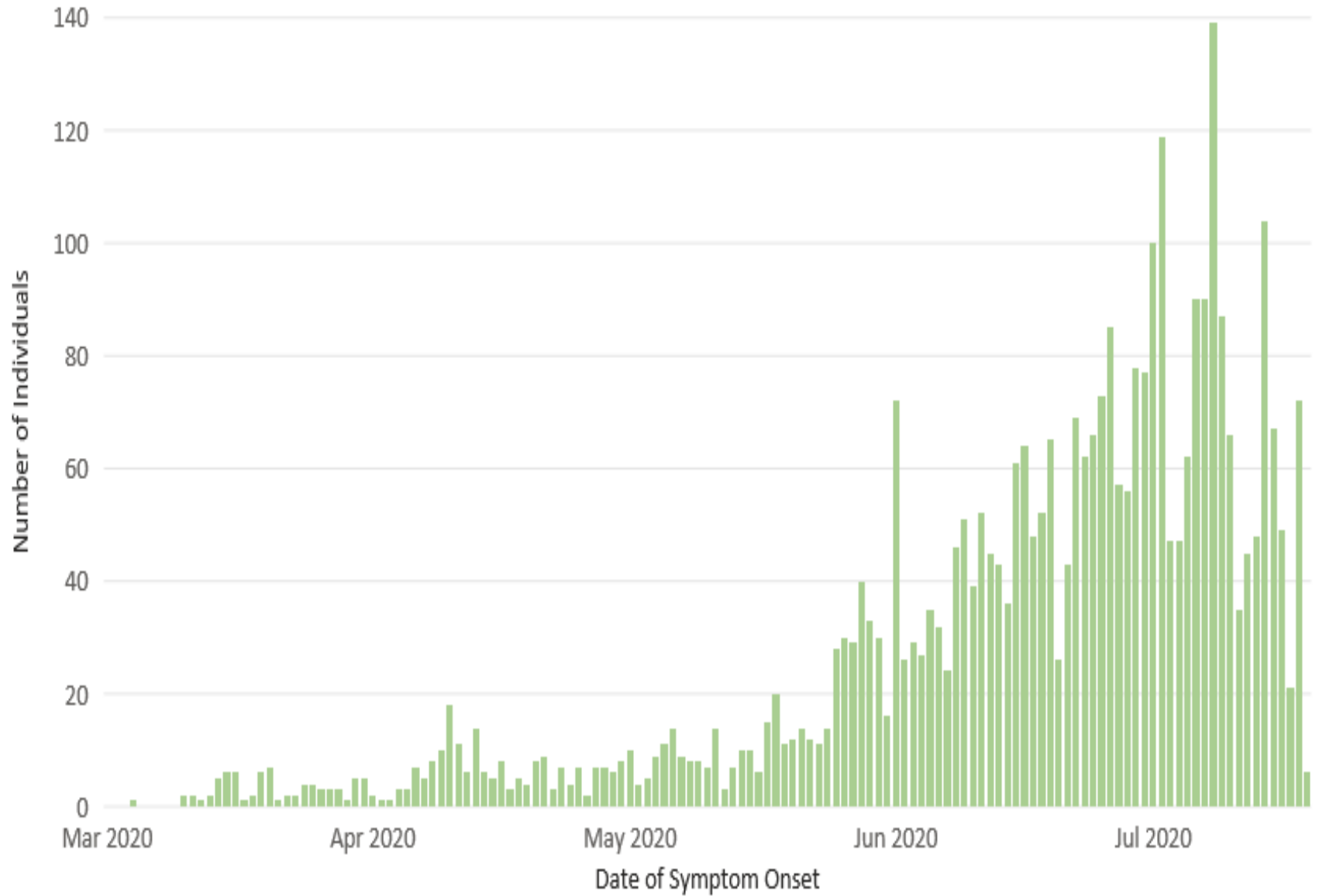


### New, Previously Reported, and Recovered Cases

#### COVID-19 Among Monterey County Residents



### COVID-19 Among Monterey County Residents

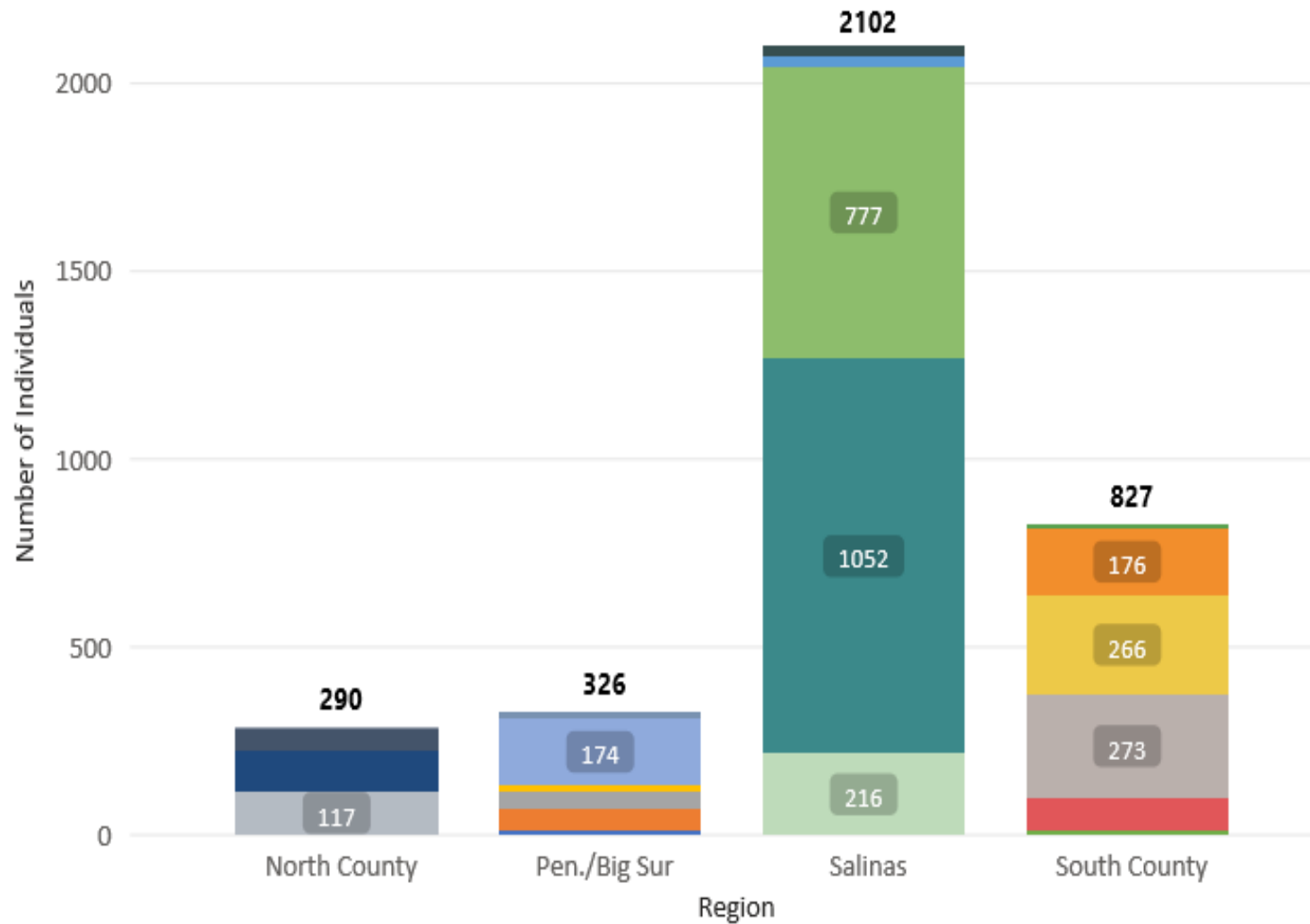


### Region of Residence

COVID-19 Among Monterey County Residents: Region of Residence

**Legend**

- North County 93907
- North County 95012
- North County 95076
- North County Other
- Pen./Big Sur 93923
- Pen./Big Sur 93933
- Pen./Big Sur 93940
- Pen./Big Sur 93950
- Pen./Big Sur 93955
- Pen./Big Sur Other
- Salinas 93901
- Salinas 93905
- Salinas 93906
- Salinas 93908
- Salinas Other



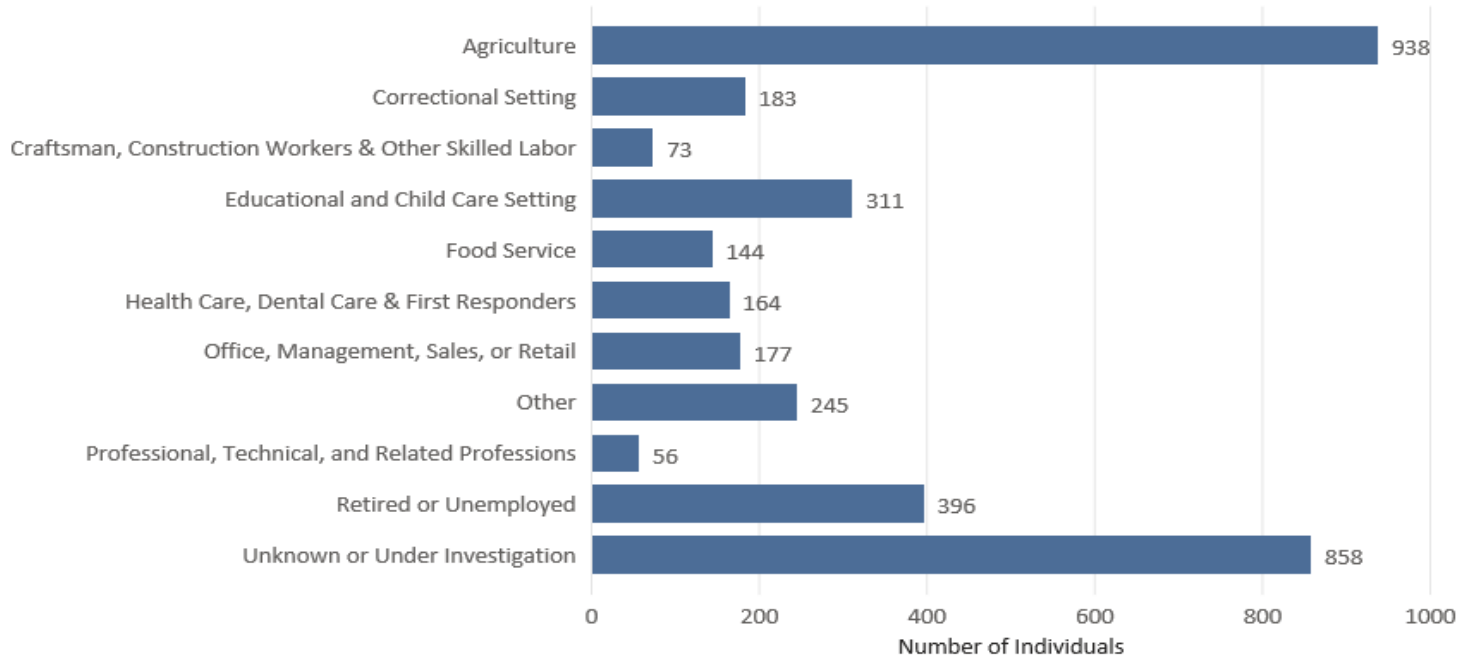
MONTEREY COUNTY OPERATIONAL AREA

DAILY SITUATION REPORT

| Region            | Zip Code        | Incident Cases | Change     | % of Total Cases | Recovered   | % Cases Recovered | Change        |
|-------------------|-----------------|----------------|------------|------------------|-------------|-------------------|---------------|
| North County      | 93907           | 117            | 5          | 3.30%            | 73          | 62.39%            | 2.57%         |
|                   | 95012           | 107            | 7          | 3.02%            | 57          | 53.27%            | -0.73%        |
|                   | 95076           | 58             | 2          | 1.64%            | 30          | 51.72%            | 1.72%         |
|                   | Other           | 8              | 0          | 0.23%            | 5           | 62.50%            | 0.00%         |
|                   | <b>Subtotal</b> | <b>290</b>     | <b>14</b>  | <b>8.18%</b>     | <b>165</b>  | <b>56.90%</b>     | <b>1.10%</b>  |
| Peninsula/Big Sur | 93923           | 9              | 0          | 0.25%            | 9           | 100.00%           | 0.00%         |
|                   | 93933           | 62             | 5          | 1.75%            | 30          | 48.39%            | -2.49%        |
|                   | 93940           | 46             | 4          | 1.30%            | 23          | 50.00%            | 7.14%         |
|                   | 93950           | 17             | 1          | 0.48%            | 8           | 47.06%            | -2.94%        |
|                   | 93955           | 174            | 5          | 4.91%            | 116         | 66.67%            | 4.54%         |
|                   | Other           | 18             | 1          | 0.51%            | 13          | 72.22%            | 1.63%         |
|                   | <b>Subtotal</b> | <b>326</b>     | <b>16</b>  | <b>9.20%</b>     | <b>199</b>  | <b>61.04%</b>     | <b>2.66%</b>  |
| Salinas           | 93901           | 216            | 7          | 6.09%            | 139         | 64.35%            | 2.63%         |
|                   | 93905           | 1052           | 42         | 29.68%           | 683         | 64.92%            | 0.17%         |
|                   | 93906           | 777            | 60         | 21.92%           | 391         | 50.32%            | -1.00%        |
|                   | 93908           | 27             | 1          | 0.76%            | 18          | 66.67%            | 5.13%         |
|                   | Other           | 30             | 1          | 0.85%            | 23          | 76.67%            | -2.64%        |
|                   | <b>Subtotal</b> | <b>2102</b>    | <b>111</b> | <b>59.29%</b>    | <b>1254</b> | <b>59.66%</b>     | <b>-0.11%</b> |
| South County      | 93925           | 12             | 0          | 0.34%            | 8           | 66.67%            | 0.00%         |
|                   | 93926           | 88             | 8          | 2.48%            | 58          | 65.91%            | -2.84%        |
|                   | 93927           | 273            | 4          | 7.70%            | 164         | 60.07%            | 0.97%         |
|                   | 93930           | 266            | 5          | 7.50%            | 177         | 66.54%            | 1.79%         |
|                   | 93960           | 176            | 8          | 4.96%            | 113         | 64.20%            | -0.08%        |
|                   | Other           | 12             | 0          | 0.34%            | 5           | 41.67%            | 0.00%         |
|                   | <b>Subtotal</b> | <b>827</b>     | <b>25</b>  | <b>23.33%</b>    | <b>525</b>  | <b>63.48%</b>     | <b>0.64%</b>  |

**Employment Industry**

COVID-19 Among Monterey County Residents: Employment Industry



|                     |                         |                         |                             |                                     |
|---------------------|-------------------------|-------------------------|-----------------------------|-------------------------------------|
| <b>40,757</b>       | <b>3,545</b>            | <b>37,212</b>           | <b>8.70%</b>                | <b>3.03</b>                         |
| <b>Total Tested</b> | <b>Positive Results</b> | <b>Negative Results</b> | <b>Test Positivity Rate</b> | <b>Test Turnaround Time in Days</b> |

**RESPONSE SUMMARY**

| Jurisdiction      | EOC Status  | Proclamation of Local Emergency | Government Services               |
|-------------------|---|---------------------------------|-----------------------------------|
| Monterey County   | <b>Level 1 Activation; Joint Information Center Open; Health Department Operations Center Full Activation</b> | Yes                             | <a href="#">Facility Closures</a> |
| Carmel-by-the-Sea | <b>Partial Activation</b>   | Yes                             | <a href="#">Facility Closures</a> |
| Del Rey Oaks      | <b>Partial Activation</b>   | Yes                             | <a href="#">Facility Closures</a> |
| Gonzales          | <b>Partial Activation</b>   | Yes                             |                                   |
| Greenfield        | <b>Partial Activation</b>   | Yes                             | <a href="#">Possible Closures</a> |
| King City         | <b>Partial Activation</b>   | Yes                             | <a href="#">Possible Closures</a> |
| Marina            | <b>Partial Activation</b>   | Yes                             | <a href="#">Facility Closures</a> |
| Monterey          | <b>Partial Activation</b>   | Yes                             | <a href="#">Facility Closures</a> |
| Pacific Grove     | <b>Partial Activation</b>   | Yes                             | <a href="#">Partial Closures</a>  |
| Salinas           | <b>Partial Activation</b>   | Yes                             | <a href="#">Facility Closures</a> |
| Sand City         | <b>Partial Activation</b>   | Yes                             |                                   |
| Seaside           | <b>Partial Activation</b>   | Yes                             | <a href="#">Facility Closure</a>  |
| Soledad           | <b>Partial Activation</b>   | Yes                             |                                   |
| CSUMB             | <b>Partial Activation</b>   | -                               | <a href="#">Facility Closure</a>  |
| Hartnell          | <b>Partial Activation</b>   | -                               | <a href="#">Facility Closure</a>  |
| MST               | <b>Department Operations Center Activated</b>   | -                               | -                                 |



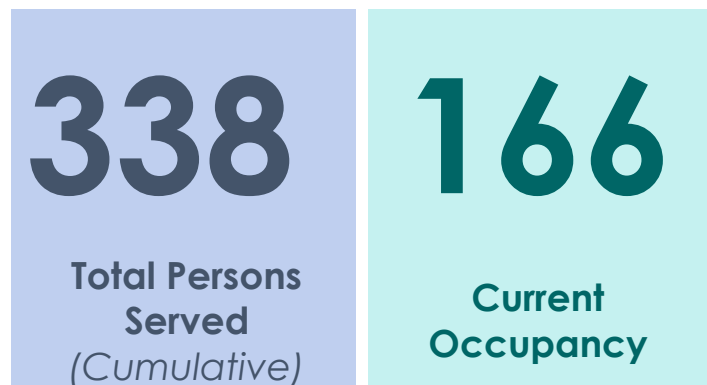
### CARE AND SHELTER

| Care Services                             | Facility   | Agency  | Status                                  |
|---|--|---|---|
| Respiratory Virus Screening Medical Tents | Community Hospital of Monterey Peninsula   | Community Hospital of Monterey Peninsula            | Open                                    |
| Respiratory Virus Screening Medical Tents | Natividad Hospital   | Natividad Hospital                                  | Open                                    |
| Testing Site                              | Agricultural Commissioner's Office (1428 Abbott St, Salinas, CA 93901)                         | OptumServe / California Department of Public Health | Open (By appointment)                   |
| Testing Site                              | Greenfield Branch of Monterey County Free Libraries (315 El Camino Real, Greenfield, CA 93927) | OptumServe / California Department of Public Health | Open (By <u>appointment</u> )           |
| Testing Site                              | Planned Parenthood Mar Monte (980 Fremont Street, Monterey, CA 93940)                          | Planned Parenthood                                  | Open ( <u>No Appointment Required</u> ) |
| Testing Site                              | Clinica de Salud – Salinas (950 Cicle Dr, Salinas.)  | Clinica de Salud                                    |   |
| Testing Site                              | Clinica de Salud – Salinas (219 N Sanborn Rd, Salinas.)  | Clinica de Salud                                    |   |
| Testing Site                              | Clinica de Salud – Salinas (2180 N Main St, Salinas)   | Clinica de Salud                                    |   |
| Testing Site                              | Clinica de Salud – Salinas (620 E Alvin Dr # G, Salinas)                                       | Clinica de Salud                                    |   |
| Testing Site                              | Clinica de Salud – Salinas (440 Airport Blvd, Salinas)   | Clinica de Salud                                    |   |
| Testing Site                              | Clinica de Salud – Castroville (10561 Merritt Street, Castroville)                             | Clinica de Salud                                    |   |
| Testing Site                              | Clinica de Salud – Gonzales (126 5th Street, Gonzales)   | Clinica de Salud                                    |   |
| Testing Site                              | Clinica de Salud – Greenfield (808 Oak Avenue, Greenfield)                                     | Clinica de Salud                                    |   |
| Testing Site                              | Clinica de Salud – King City (122 San Antonio Dr, King City)                                   | Clinica de Salud                                    |   |
| Testing Site                              | Clinica de Salud – Soldead (799 Front Street, Soledad)   | Clinica de Salud                                    |   |
| Testing Site                              | Clinica de Salud – Chualar (24285 Lincoln Street, Chualar)                                     | Clinica de Salud                                    |   |
| Testing Site                              | Ramsay Park Family Center (1301 Main Street. Watsonville, CA 95076)                            | Santa Cruz County                                   |   |

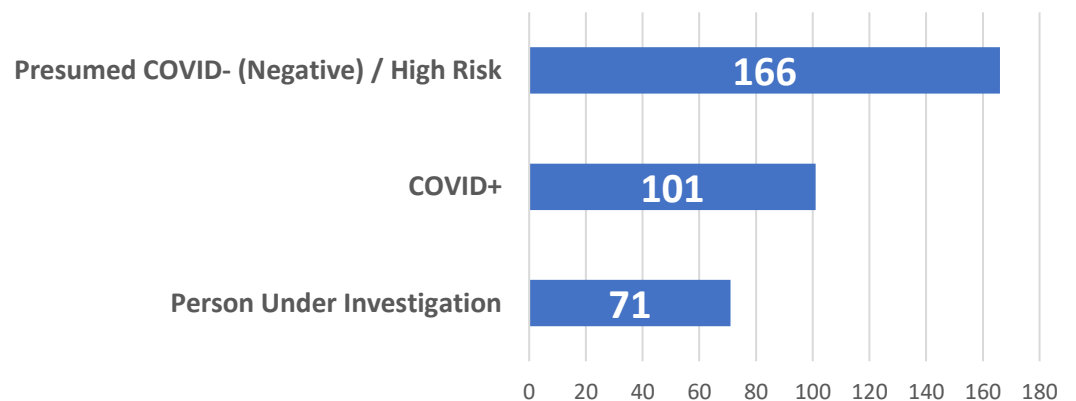
|                        |  |  |  |
|------------------------|--|--|--|
| Testing Site           | Veteran's Memorial Building (Hollister)  | San Benito County                      |  |
| Testing Site           | Major General William H. Gourley VA-DoD Outpatient Clinic (201 9th St, Marina, CA 93933) | VA                                     | <a href="#">Appointment</a>  |
| Testing Site           | Community Hospital of the Monterey Peninsula (23625 Holman Hwy, Monterey, CA 93940)      |  |  |
| Testing Site           | CVS (Nearest location available to you)  | CVS                                    | Appointment  |
| Testing Site           | 1428 Abbott St. Salinas, CA 93901  | Monterey County                        | Make appointment online at <a href="https://lhi.care/covidtesting">https://lhi.care/covidtesting</a> or by phone |
| Testing Site           | Seaside High School (2200 Noche Buena St, Seaside, CA 93955)                             | Natividad Medical Center               | Inactive   |
| Alternate Housing Site | Monterey County Fairgrounds  | Monterey County                        | Inactive   |
| Alternate Housing Site | San Lorenzo Park   | Monterey County                        | Open   |
| Alternate Housing Site | Salinas Valley Fairgrounds   | Monterey County                        | Inactive   |
| Alternate Housing Site | Sherwood Hall  | Monterey County                        | Standby  |
| Alternate Care Site    | Marina Municipal Airport   | Monterey County                        | Inactive   |
| Alternate Care Site    | Asilomar Conference Center   | California Department of Public Health | Inactive   |

### ALTERNATE HOUSING CENSUS

(\*Updated Mondays and Fridays)



### COVID STATUS OF CUMULATIVE PERSONS SERVED



## SIGNIFICANT EVENTS

*This is a timeline of International, domestic, and Local significant events related to COVID-19. All new information will be **highlighted at the top**.*

- July 13, 2020 - Governor expands the closure of indoor operations in Monterey County. ALL counties must close indoor operations in these sectors: Dine-in Restaurants (indoor); Wineries and Tasting Rooms (indoor); Movie Theater (indoor); Family Entertainment Centers (indoor); Zoos and Museums (indoor); Cardrooms (indoor); Closure of all brewpubs, breweries, bars, and pubs (indoor and outdoor). [More information.](#)
- July 8, 2020 - The State Health Officer has issued an order for Monterey County which imposes new restrictions; order requires some businesses and activities to move their activities outdoors and some businesses to close completely. [More Information.](#)
- July 2, 2020 - California Department of Public Health Officials placed Monterey County on the COVID-19 County Data Monitoring Project watch list in response to elevated disease transmission as indicated by Monterey County exceeding the state's 14-day case rate threshold of 100 cases per 100,00 residents and by exceeding the state's threshold for percent change in 3-day average COVID-19 hospitalizations. [More Information.](#)
- June 12, 2020 - Charter Boat operators may begin. [More information.](#)
- June 12, 2020 - Opening of the business sectors. [More Information.](#)
- June 11, 2020 - Monterey County Health Officer Rescinds Short-Term Lodging Order. [More Information](#)
- June 11, 2020- Monterey County Health Officer Rescinds Short-Term Lodging Order. [More Information](#)
- May 30, 2020- Monterey County Attestation Approved. [More Information.](#)
- May 26, 2020 – Health Department Submits Attestation. [More information.](#)
- May 25, 2020 - California Department of Public Health announced the statewide reopening of places of worship for religious services.
- May 1, 2020 The Monterey County Health officer amends and extends Shelter-in Place Order. [More Information](#)
- April 28, 2020-Monterey County Health Officer issues mandatory face covering. [More Information.](#)
- April 14, 2020 – Monterey County Op Area EOC Announces Alternate Care and Alternate Housing Sites. [More Information.](#)
- April 6, 2020 – Monterey County Op Area EOC elevated activation level to [Level 1](#).
- April 5, 2020 – 2 new COVID-19 Testing Sites open. [More info.](#)
- April 3, 2020 – Monterey County Health Officer Reissues the Shelter in Place Order with added restrictions. [More Information.](#)

## MONTEREY COUNTY OPERATIONAL AREA

## DAILY SITUATION REPORT

- April 1, 2020 - California Department of Public Health releases Face Coverings Guidance. [More Information.](#)
- March 26, 2020 – Disaster Cost Recovery Information Released. Event Number: FEMA-3428-EM-CA California COVID-19. [More Information.](#)
- March 21, 2020 – First fatality due to complications from COVID-19 in Monterey County.
- March 19, 2020 - Governor Newsom issues a Shelter In Place Order to protect the health and well-being of all Californians and to establish consistency across the state in order to slow the spread of COVID-19.
- March 18, 2020 – Monterey County Op Area EOC elevated activation level to Level 2.
- March 18, 2020 - Monterey County Jail Visitation Suspended
- March 17, 2020 – City of Salinas and Sand City proclaim the existence of a local emergency.
- March 17, 2020 – The County of Monterey Health Officer has issued a [Shelter-in-Place Order](#) effective at 12:01 a.m. on March 18, 2020 and will continue to be in effect until 11:59 p.m. on April 7, 2020, or until it is extended, rescinded, superseded, or amended in writing by the Health Officer.
- [March 17, 2020 – First two confirmed cases of COVID-19 in Monterey County.](#)
- March 17, 2020 –The Counties of Marin, Contra Costa, Alameda, Santa Clara, San Mateo, Santa Cruz and San Francisco order a Shelter In Place beginning March 17, 2020.
- March 16, 2020 – Cities of Del Rey Oaks, Gonzales, Greenfield, King City, and Soledad declared local emergencies.
- March 16, 2020 – Monterey County schools & libraries temporarily closed.
- March 13, 2020 –Diamond Princess Cruise Ship passengers quarantined in Asilomar Hotel, Pacific Grove while undergoing testing.
- March 13, 2020 – Cities of Seaside, Marina, Monterey, Carmel & Pacific Grove proclaim emergencies.
- March 13, 2020 – [President Declares a National Emergency.](#)
- March 12, 2020 – [Governor Newsom issue Executive Order EO-N-25-20 .](#)
- March 11, 2020 – [World Health Organization declares pandemic for COVID-19.](#)
- March 6, 2020 – Monterey County Public Health begins testing for COVID-19.
- March 6, 2020 – [Monterey County Proclaims Emergency \(Approved by Board of Supervisors March 10, 2020 \).](#)
- March 4, 2020 – [California Proclaims Emergency.](#)
- March 4, 2020 – First COVID-19 death in California.
- March 3, 2020 – CSUMB/ Monterey Peninsula Regional Emergency Operations Center activated to lowest level.

- March 3, 2020 – Monterey County’s Health Department Operations Center (DOC) Activated.
- March 2, 2020 – Monterey County Emergency Operations Center (EOC) Activated to Level 3 (lowest).
- February 28, 2020 – First case of community spread in California.
- February 4, 2020 – [USA declares public health emergency; travel restrictions put in place.](#)
- January 30, 2020 – World Health Organization (WHO) declares public health emergency of international concern.
- Jan 26, 2020 – First confirmed case in California.
- January 21, 2020 – First confirmed US case in Washington State.
- December 31, 2019 – First confirmed case of COVID-19 in Wuhan, China.

## STATUS OF SHELTER-IN-PLACE



Effective immediately, the Governor expands the closure of indoor operations in counties that have been on the monitoring list for three consecutive days, this includes Monterey County.. Within those sectors, those that are not able to continue their business through **outdoor operations** must close that portion of their business effective immediately in order to further mitigate the spread of the virus. This applies to the following sectors:

- Gyms and Fitness Centers
- Places of Worship
- Indoor Protests
- Offices for Non-Critical Infrastructure Sectors as identified at [covid19.ca.gov](https://covid19.ca.gov)
- Personal Care Services(including nail salons, massage parlors, and tattoo parlors)
- Hair Salons and Barbershops
- Malls

Additionally, the Governor has expanded the closure of the indoor business operations listed below statewide. ALL counties must close indoor operations in these sectors:

- Dine-in Restaurants (indoor)
  - Wineries and Tasting Rooms (indoor)
  - Movie Theater (indoor)
  - Family Entertainment Centers (indoor)
  - Zoos and Museums (indoor)
  - Cardrooms (indoor)
- Closure of all business operations both indoor and outdoor
- Brewpubs, breweries, bars, and pubs (indoor and outdoor).

Outdoor operations may be conducted under a tent, canopy, or other sun shelter but only as long as there is only one wall and there is sufficient outdoor air movement.

These actions remain in effect until further notice.

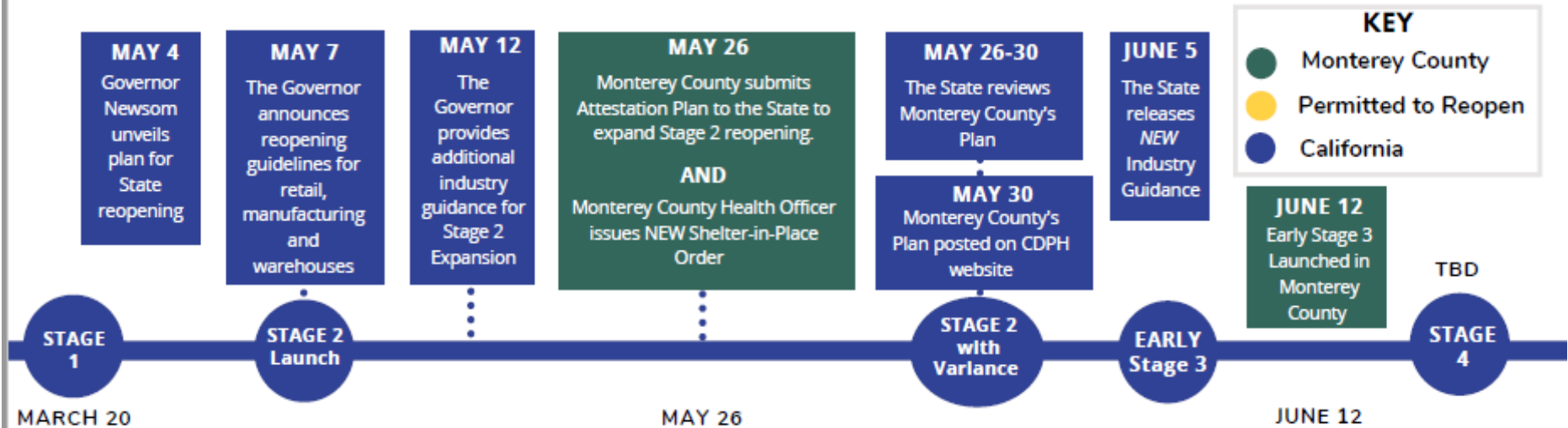
The updated guidance can be found at <https://covid19.ca.gov/>.

**MONITORING METRICS ([MORE INFO](#))** \*\*CURRENT STATUS AS OF JULY 20, 2020

| Indicator or Metric*   | Baseline at Variance Application Submission | Threshold for Considering Modifications | Current Status** |  |
|--|---|---|------------------|--|
| <b>Ability to Test, Contact Trace, Isolate, and Support the Exposed</b>  |   |   |                  |  |
| 14-Day cumulative COVID-19 incidence per 100,000 population  | 28.6  | ≥32                                     | 257.3            |  |
| Percent of cases reached by public health teams  | 98.5%                                       | <90%                                    | 97.6%            |  |
| Percent of Alternative Housing Site Beds designated for individuals diagnosed with COVID-19 or who are awaiting test results that are filled | 2%  | ≥25%                                    | 23%              |  |
| <b>Ability to Protect Those at High Risk for COVID-19</b>  |   |   |                  |  |
| Percent of Skilled Nursing Facilities with no new cases in the last 14 days  | 94%   | <75%                                    | 63%              |  |
| Number of COVID-19 related deaths over last 14 days  | 2   | ≥5                                      | 3                |  |
| <b>Surge Capacity for Hospitals and Health Care System</b>   |   |   |                  |  |
| 7-Day average of daily percent change in total number of hospitalized COVID-19 patients  | -0.2%                                       | ≥5%                                     | 1%               |  |
| Percent of ICU beds available averaged over the last 14 days   | 71%   | <54%                                    | 70%              |  |
| Percent of Monterey County hospitals with ≥14 days' supply of personal protective equipment (PPE)  | 100%  | <75%                                    | 100%             |  |
| <b>Epidemiology and General Surveillance</b>   |   |   |                  |  |
| Overall test positivity rate for the past 7 days   | 2.3%  | ≥8%                                     | 10.3%            |  |
| Case doubling rate   | 29 days                                     | <8 days                                 | 33 days          |  |

\*Health Department has not updated chart.

# WHAT'S NEXT FOR BUSINESS REOPENING?



**Stage 1**  
Stay-at-Home Order in Effect, Essential Businesses Only

- Businesses listed by the Health Order or Allowable Services List

**Stage 2** Lower Risk Workplaces Reopen with Safety Modifications

Early STAGE 2 Launched Statewide

- Manufacturing and Logistics
- Construction
- Landscape / gardening
- Childcare/ day camps
- Golfing and golf courses
- Schools with modifications
- Full service car washes
- In-person religious services
- Outdoor museums
- Public spaces
- Auto dealerships
- Dog grooming / dog walking services
- On-site retail / shopping malls / swap meets
- Residential cleaning and janitorial
- Office work spaces
- Real estate transactions
- Film, TV, and music production
- Pro Sports without live audience
- Curbside library services

STAGE 2 with Variance

- Dine-in restaurants
- Hair salons and barbershops
- Casinos

**Early Stage 3 with Variance**  
Higher Risk Workplaces Reopen with Safety Modifications

Early STAGE 3 Launches on June 12

- Movie theaters/family entertainment centers
- Wineries and bars
- Zoos and museums
- Gyms and fitness centers
- Hotels/Lodging for tourism
- Cardrooms/racetracks
- Campgrounds and outdoor recreation / pools

Additional Services on June 19

- Nail salons/tattoo parlors/body waxing/spas/Massage

STAGE 3 NOT PERMITTED TO OPEN

- Indoor and outdoor playgrounds
- Live theater / in-person higher education
- Saunas/steam rooms/hot tubs

**Stage 4** Stay-at-Home Order Ends, Large Gatherings

- Concerts / Festivals
- Live audience sports
- Convention Centers
- Nightclubs / theme parks



Updated 06/18/2020  
Adapted from Humboldt County

**For COVID-19 Information:**  
(831) 755-4521 or (831) 769-8700 or [covid-19@co.monterey.ca.us](mailto:covid-19@co.monterey.ca.us)  
or [www.mtyhd.org/covid19](http://www.mtyhd.org/covid19)  
Industry Guidance: [www. https://covid19.ca.gov/industry-guidance/](https://covid19.ca.gov/industry-guidance/)



## STATUS OF THE STATE

Californians have been staying home and saving lives since the start of our statewide stay-at-home order issued on March 19, 2020. These efforts have allowed the state to move forward on our roadmap for modifying the statewide order.

We are now in early Stage 2, where retail (curbside and delivery only), related logistics and manufacturing and essential businesses can open. The state is issuing guidance to help these workplaces reopen safely. [More Information.](#)

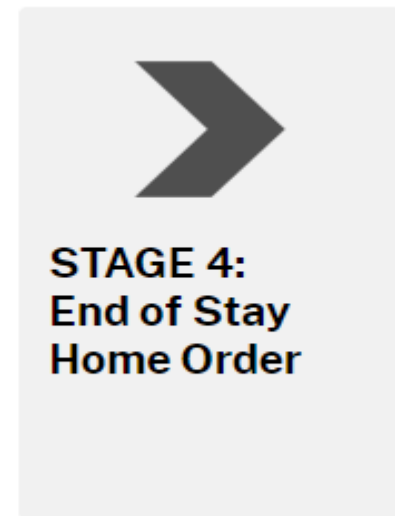
Stage 2 expansion will be phased in gradually. Some communities may move through Stage 2 faster if they are able to show greater progress. Counties that have met the readiness criteria and worked with the California Department

of Public Health can open more workplaces as outlined on the [County Variance page.](#)

California moved into Stage 2 of modifying the state’s Stay-at-Home order on May 8, 2020. Our progress in achieving key public health metrics will allow a gradual re-opening of California’s economy.

We recognize the impact of economic hardship. We must get our economy roaring once again and put paychecks in people’s pockets. But the risk of COVID-19 infection is still real for all Californians and continues to be fatal.

The state is issuing guidance for businesses to follow, if they’re permitted to open per County Public Health rules.



## JOINT INFORMATION CENTER (JIC)

### Community Resources

- A directory of resources available to Monterey County communities can be found on the COVID-19 Care for Community [webpage](#).
- Frequently Asked Questions can be found [here](#).

### COVID-19 Updates

- To receive updates regarding COVID-19 in Monterey County, text **MCCOVID19** to **888777**.
- To receive updates regarding COVID-19 in general, text **Coronavirus** to **211211**.
- To receive text messages when a press release is posted or a press conference is identified, text **“MCMEDIA”** to **888777**.

### Hotlines

- California Volunteer Corps Hotline: 833-544-2374. This hotline is specifically for older adults who have questions about resources and in need of assistance (such as medication and grocery delivery).
- Health Department Hotline (Monday-Friday, 8am-5pm). Call: 769-8700 or 755-4521
- Natividad Coronavirus Hotline is (831) 772-7365. Natividad nurses are available to speak with you in English or Spanish from 7:00 am to 11:00 pm, seven days a week.
- Montage Health Virtual Care Option Free for all community members experiencing mild respiratory symptoms including coronavirus/COVID-19. [Schedule an Appointment](#) / [More information](#).
- Salinas Valley Memorial Healthcare System has a Coronavirus Hotline: 831-755-0793 The hotline is staffed with registered nurses and will be available from 7:00am to 11:00pm, 7 days a week.
- COVID-19 Economic Assistance Hotline (Monday-Friday, 8am-4pm). Call: 831- 796-1909
- General Information call 2-1-1 or visit the [Health Department Webpage](#).

## JOINT INFORMATION CENTER (JIC)

### Press Conferences

- [Beach Advisory: Monterey Municipal Beach](#)
- Standing Media Briefing: Monday and Friday @ 12:00 with credentialed press and available county staff, hosted by the JIC. [[Live Stream](#)]

### Websites

- [Alternate Care and Housing Sites](#)
- [COVID-19 Donations and Volunteers](#)
- [FEMA Disaster Cost Recovery](#)
- [Economic Assistance Webpage](#)
- [Monterey County Health Department](#)
- [California Department of Public Health](#)
- [Center for Disease Control](#)
- [World Health Organization](#)
- [Economic Assistance for Impacted Workers](#)