

MONTEREY COUNTY

SITUATION REPORT

Active Event or Incident(s):

2020 Novel Coronavirus (COVID-19)

Date: _____

5/21/2021 12:12 PM

View Report:

[COVID-19 Website](#) (en español)

Charles McKee

*County Administrator
Emergency Operations Center
Director*

Gerry Malais

*Emergency Services Manager
Emergency Operations Center
Manager*

Dr. Edward Moreno

*Health Officer
Health Department*

Karen Smith

*Public Information Officer
Health Department*

COVID-19 - TO VIEW THE GRAPHS THAT WERE PREVIOUSLY FEATURED IN THE DAILY SITUATION REPORT PLEASE VISIT THE HEALTH DEPARTMENT WEBSITE [HERE](#).

Novel Coronavirus is an outbreak of respiratory disease caused by a novel (new) coronavirus that was first detected in China and which has now been detected in more than 100 locations internationally, including in the United States. The virus has been named “SARS-CoV-2” and the disease it causes has been named “coronavirus disease 2019” (abbreviated “COVID-19”). All data is developed by the Health Department. For questions, comments, and concerns, call 831.769-8700 or 831.755.4521 or email covid-19@co.monterey.ca.us.

<h1>43,662</h1> <p>Confirmed Cases</p> <p>↓ 12 Change</p>	<h1>7</h1> <p>Cases Currently Hospitalized</p> <p>0 Change</p>	<h1>385</h1> <p>Fatalities</p> <p>0 Change</p>	<h1>43,602</h1> <p>Released from Isolation</p> <p>↓ 4 Change</p>
<p>Changes since 05/19/2021</p>			

Race and Ethnicity	Number of Hospitalized (Cumulative)	Proportion of Hospitalized Cases (%)	Number of Fatalities (n)	Proportion of Fatalities (%)	Proportion of Monterey County Population (%)
Asian & Pacific Islander, Not Hispanic	76	5.48%	41	10.65%	5.00%
Black or African American, Not Hispanic	30	2.16%	-	-	2.00%
Hispanic or Latino, Any Race	971	70.06%	221	57.40%	60.00%
Multi-Racial and Other Races, Not Hispanic	32	2.31%	15	3.90%	2.00%
Unknown (Under Investigation)	84	6.06%	2	0.52%	0.00 %
White, Not Hispanic	193	13.92%	106	27.53%	28.00%
Total	1386	100%	385	100%	
Age Group in Years	Number of Hospitalized Individuals (n)	Proportion of Hospitalized Cases (%)	Number of Fatalities (n)	Proportion of Fatalities (%)	Proportion of Monterey County Population (%)
1-17	29	2.09%	09	2.34%	25%
18-24	37	2.67%			8%
25-34	133	9.60%			17%
35-44	171	12.34%	11	2.86%	14%
45-54	254	18.33%	37	9.61%	11%
55-64	274	19.77%	66	17.14%	11%
65-74	241	17.39%	76	19.74%	14 %
75+	247	17.82%	186	48.31%	0
Total	1386	100%	385	100%	



COVID-19 WEEKLY UPDATE

Week of May 17, 2021

<p>Case Rate Stable</p> <p>2.1 per 100,000</p>	<p>Test Positivity Stable</p> <p>1.0% Positive</p>	<p>Hospital ICU Capacity Stable</p> <p>57% Availability</p>	<p>Testing Turn Around Time Stable</p> <p>0.8 Days</p>	<p>Vaccine Coverage Increasing</p> <p>61% of 12+ Residents</p>
--	--	---	--	--

Tier Status	Testing	Vaccine	Data
<p> Monterey County remains in the Orange Tier this week.</p> <p> The county's Case Rate dropped back closer to Yellow Tier metrics this week. To reach the Yellow Tier, this rate must drop below 2.0 and all metrics must stay in Yellow range for two weeks.</p> <p> Additional details: https://covid19.ca.gov/safer-economy/.</p>	<p> Free Optum test site details: www.mtyhd.org/covidtesting</p> <p> Castroville: Friday to Sunday Noon - 8 p.m.</p> <p>Soledad: Thursday-Monday Noon - 8 p.m. Walk-ins 5 -7:30 p.m.</p> <p>Salinas, Seaside: Thursday-Monday 8 a.m. - 8 p.m. Walk-ins 5 - 7:30 p.m.</p> <p> Appointments: https://lhi.care/covidtesting or at 1-888-634-1123</p>	<p> 21,530 doses received this week.</p> <p> 61% of eligible residents, 225,265 people, have had at least one dose of COVID-19 vaccine.</p> <p> Our rate of high risk residents receiving vaccine is increasing. 79% of locals ages 65-74 have received at least one dose.</p>	<p> 2.1 Adjusted Case Rate</p> <p> 1.0% Test Positivity Rate</p> <p> 0.8% HPI Lowest Quartile Positivity Rate</p> <p> Those ages 12-15 are now included in vaccine data. 5,547 county residents ages 12 and 17 have now received at least one dose of vaccine, 16% of our county population.</p>

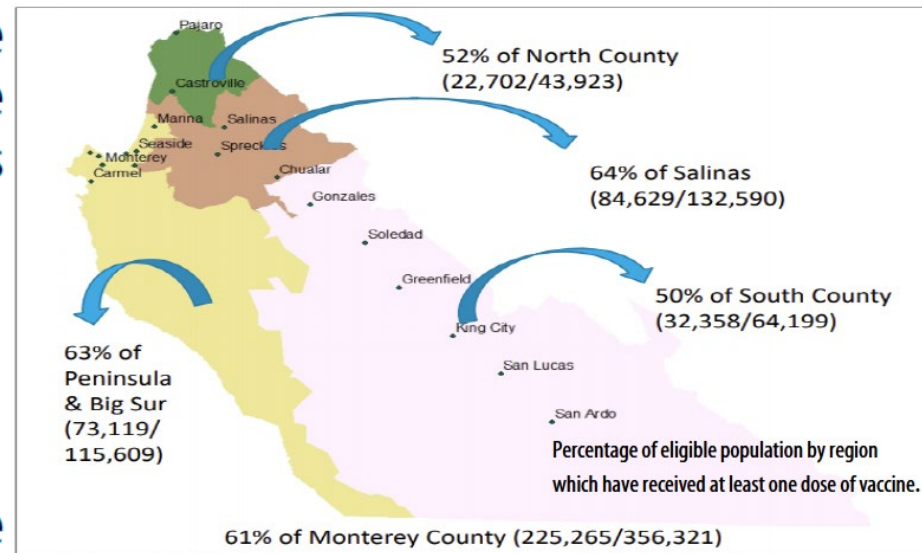


COVID-19 WEEKLY UPDATE

Week of May 17, 2021

More to Know:

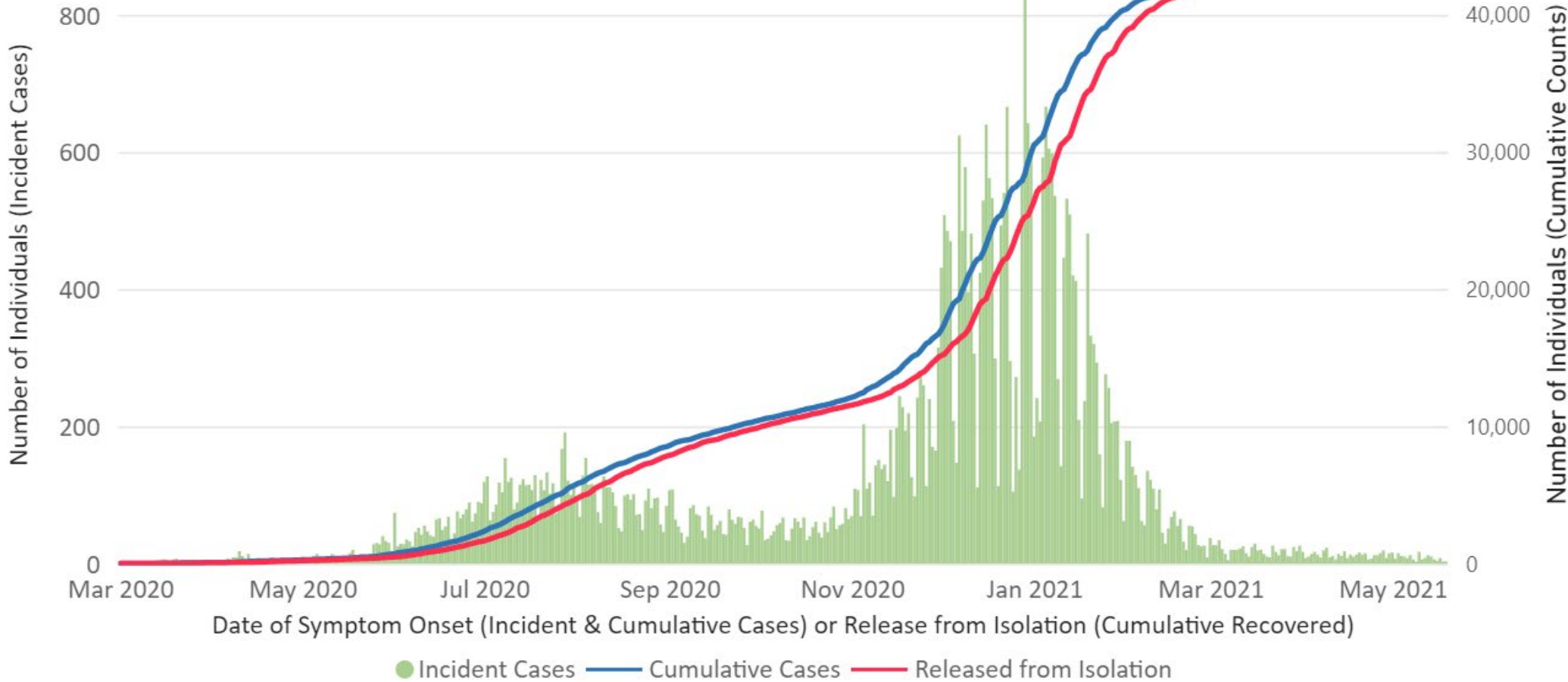
1. Our overall vaccination rate dropped slightly this week due to the addition of those ages 12-15 to our eligibility ranks. Thanks to the thousands who continued to keep up the pace of vaccinations locally.
2. There is a lot of discussion about masks right now. The most important thing to know is when to wear one. California will continue the current mask guidelines until June 15th. Even fully vaccinated people need to wear them in certain situations. If you're not sure, check: <https://covid19.ca.gov/masks-and-ppe/>



FOR MORE INFORMATION PLEASE VISIT:

MontereyCountyCovid19.com

COVID-19 Among Monterey County Residents





MONTEREY COUNTY SHERIFF'S OFFICE

JAIL INMATE COVID DATA

884

Total Jail Population

↑ 14
Change

5,864

**Inmate Population Tested
(Cumulative)**

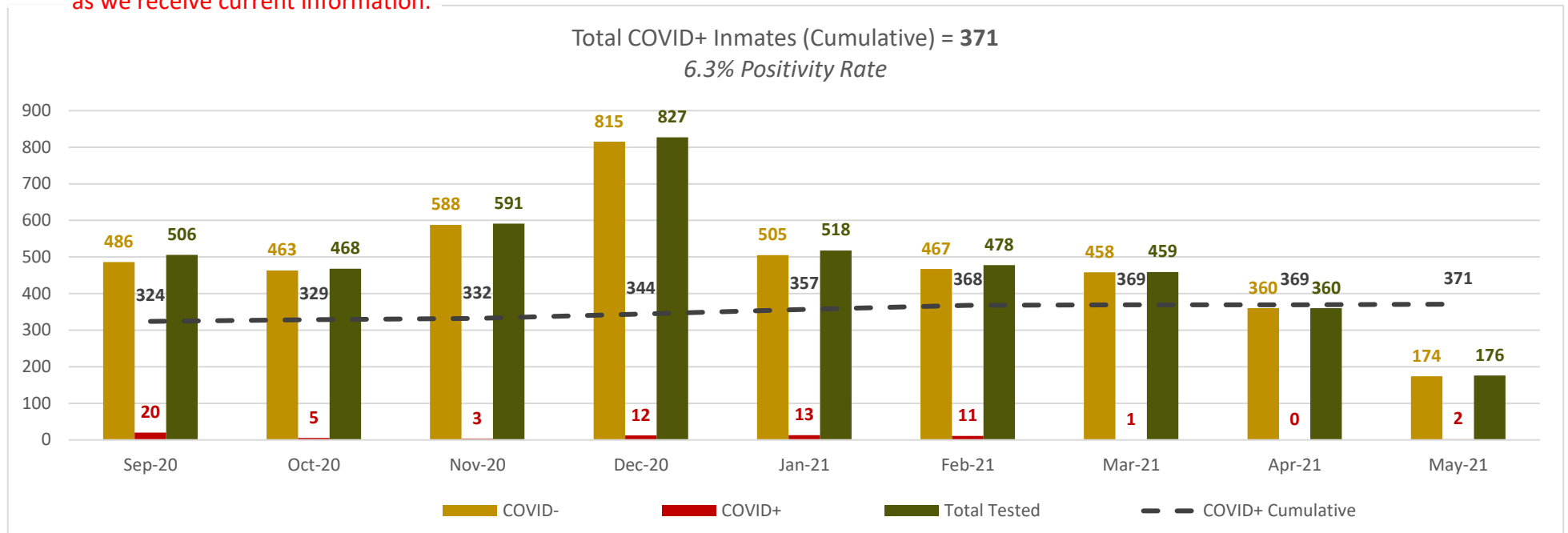
↑ 101
Change

371

**Confirmed Cases
(Cumulative)**

0
Change

*No new update for Current Cases, Inmates Released, Inmate Alternative Housing and Fatalities since 4/10. Data will be updated as soon as we receive current information.



2019 Novel Coronavirus (2019-nCoV) - Monitoring Metrics

Indicator or Metric*	Baseline at Variance Application Submission	Threshold for Considering Modifications	Status 7 Days Ago	Current Status**	
Ability to Test, Contact Trace, Isolate, and Support the Exposed					
14-Day cumulative COVID-19 incidence per 100,000 population	28.6	≥32	46.2	30.8	
Percent of cases reached by public health teams	98.5%	<90%	95.4%	95.4%	
Percent of Alternative Housing Site Beds designated for individuals diagnosed with COVID-19 or who are awaiting test results that are filled	2%	≥25%	Data Not Available	Data Not Available	
Ability to Protect Those at High Risk for COVID-19					
Percent of Skilled Nursing Facilities with no new cases in the last 14 days	94%	<75%	94%	94%	
Number of COVID-19 related deaths over last 14 days	2	≥5	2	2	
Surge Capacity for Hospitals and Health Care System					
7-Day average of daily percent change in total number of hospitalized COVID-19 patients	-0.2%	≥5%	6%	-4%	
Percent of ICU beds available averaged over the last 14 days	71%	<54%	54%	56%	
Percent of Monterey County hospitals with ≥14 days' supply of personal protective equipment (PPE)	100%	<75%	***	***	
Epidemiology and General Surveillance					
Overall test positivity rate for the past 7 days	2.3%	≥8%	5.0%	3.7%	
Case doubling time (7 day lag)	29 days	<8 days	330 days	346 days	

*Unless otherwise specified, all indicators and metrics are calculated using a one-day lag. Counting for measuring the metric starts on "Current Status" date.

**Current status as of May 19, 2021. Data are refreshed Monday through Friday.

***The California Hospital Association and California Department of Public Health are no longer reporting greater than or equal to 14 days' supply of personal protective equipment (PPE) by hospital.

Who Is Eligible Now



**The COVID-19 vaccine is here.
Make an appointment today**

[Click here to start](#)

All Monterey County residents age 12 years and older are eligible to make an appointment for COVID-19 vaccination.

Johnson and Johnson Vaccine Information

On April 24, the Western States Scientific Safety Review Workgroup concluded the Johnson & Johnson vaccine is safe and effective and recommended resuming use of the vaccine for all eligible Californians. CDPH has produced a factsheet to help the public understand the risks and benefits of receiving the single-dose J&J COVID-19 vaccine.

It is available in both English and Spanish.



Click here to find a COVID-19 vaccine near you
Vaccines.gov

COVID-19 TESTING LOCATIONS (HOURS OF OPERATION)- [MORE INFORMATION](#)

PLEASE NOTE: Information below is constantly changing and may not represent current hours of operation after 4/22. We will give updates as we receive them.

State Supported Community Testing Sites:

As of April 22, 2021 - The Soledad testing site will be open Thursday through Monday from Noon to 8 pm. The Castroville testing site will be open Friday through Sunday from Noon to 8 pm. Salinas and Seaside sites will remain open from 8 am to 8 pm Thursday through Monday.

Please click the [LHI Website HERE](#) or call 1-888-634-1123. *Please note that phone registration is dedicated for people without internet access.




Additional Testing Sites:

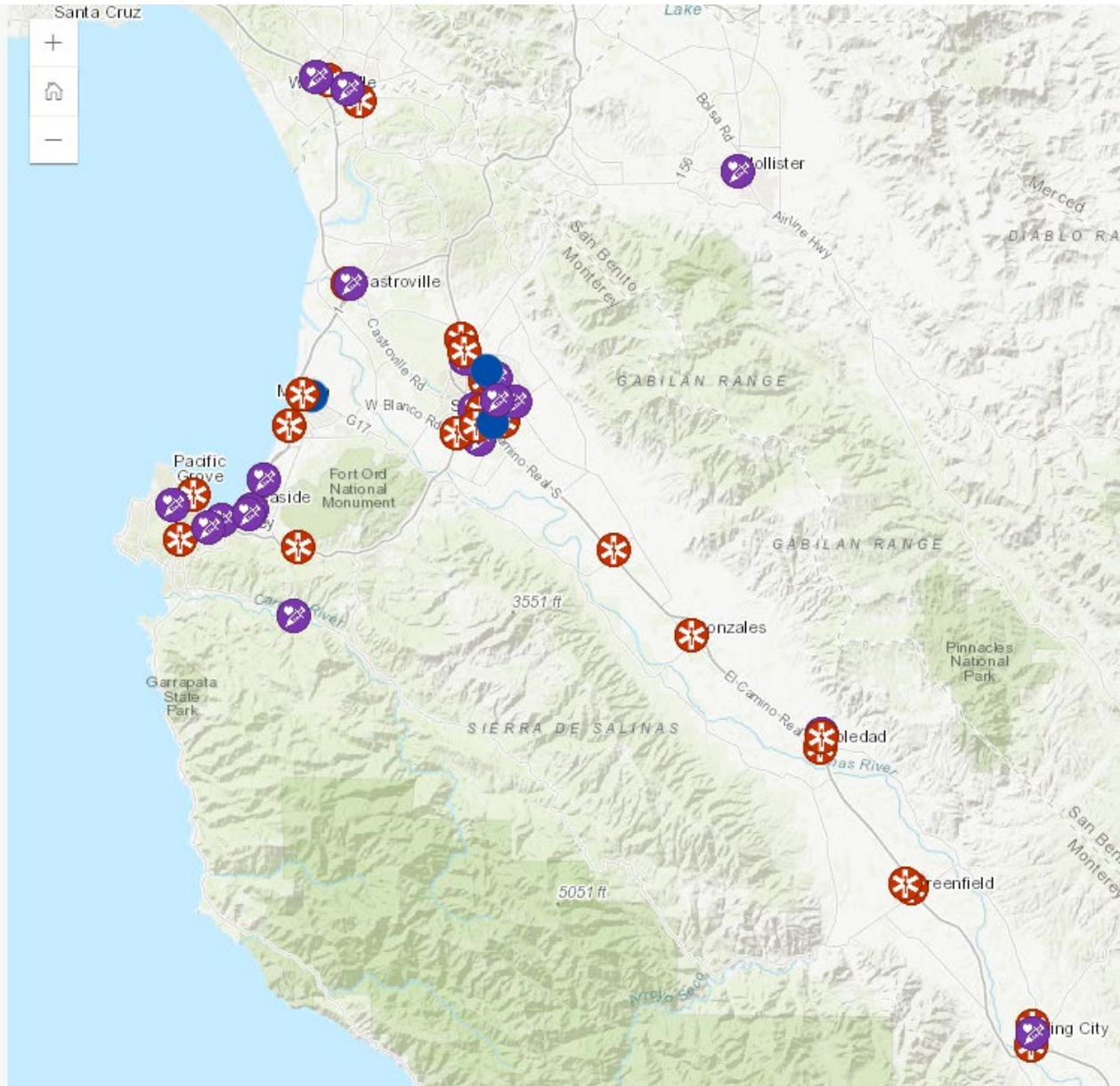
- [Planned Parenthood](#)
- [CVS \(Offers Drive Thru Testing\)](#)
- [\(English\) \(Español\) Download List of COVID-19 Testing Sites in Monterey County](#)
- [Map of COVID-19 Testing Sites In California](#)

COVID-19 TESTING LOCATIONS- [MORE INFORMATION](#)

To Access Interactive Map – [Click Here](#)

COVID-19 Testing Site

-  Clinic or Hospital
-  Community Testing Site
-  Laboratory



SIGNIFICANT EVENTS

This is a timeline of International, domestic, and Local significant events related to COVID-19. All new information will be highlighted at the top.

- **May 19, 2021** – Bay Area Health Officers Support California Face Masking Guidance. [More Information](#)
- **May 17, 2021** – California and Monterey County will continue to follow current mask guidelines until June 15th [More Information](#)
- **May 13, 2021** – California to Open Pfizer-BioNTech Vaccination Appointments for 12-15 Age Group. Following FDA Authorization, Federal and State Safety Review Experts Recommend the Vaccine as Safe and Effective at Protecting Young People 12+. Families can visit MyTurn.ca.gov, Call the CA COVID-19 Hotline at 1-833-422-4255, or Contact Primary Care Doctor to Schedule a Vaccination Appointment. [More Information](#)
- **May 13, 2021** – CDC and FDA Recommend Pfizer BioNTech COVID-19 Vaccine for Use in People 12 Years of Age and Older. Monterey County Health Department will align itself with the FDA, CDC, and WSSSRW and begin offering COVID-19 vaccination to adolescents 12 to 15 years of age. [More Information](#)
- **May 11, 2021** – Monterey County stays in the Orange Tier [More Information](#)
- **May 4, 2021** – COVID-19 Public Health Recommendations for Fully Vaccinated People [More Information](#)
- **May 3, 2021** – COVID-19 Public Health Recommendations for Fully Vaccinated People [More Information](#)
- **April 28, 2021** – Monterey County Residents Required to Follow California Face Covering Guidance [More Information](#)
- **April 27, 2021** – Governor Newsom Statement on CDC Outdoor Mask Guidance [More Information](#)
- **April 26, 2021** – CDC and FDA Clear Janssen Biotech, Inc (Johnson & Johnson) COVID-19 Vaccine for Use [More Information](#)
- **April 25, 2021** – CDPH Johnson & Johnson COVID-19 Vaccine Updates [More Information](#)
- **April 23, 2021** – Monterey County Residents Required to Follow State Guidance on Gatherings [More Information](#)
- **April 15, 2021** – All Californians 16+ Now Eligible for COVID-19 Vaccines. [More Information](#)
- **April 13, 2021** – Pause in the administration of COVID-19 vaccine manufactured by Johnson and Johnson. [More Information](#)
- **April 13, 2021** – Joint CDC and FDA Statement on Johnson & Johnson COVID-19 Vaccine. [More Information](#)
- **April 7, 2021** – Monterey County Moving into Orange Tier of State’s Blueprint for a Safer Economy. [More Information](#)
- **March 25, 2021** – Governor Newsom announced State Expands Vaccine Eligibility to 50+ Californians Starting April 1 and All Individuals 16+ on April 15 Based on Expected Supply Increases. [More Information](#)

To Access Archived News – [Click Here](#)

JOINT INFORMATION CENTER (JIC)

Community Resources

- [Virtual Local Assistance Center](#)
- A directory of resources available to Monterey County communities can be found on the COVID-19 Care for Community [webpage](#).
- Frequently Asked Questions can be found [here](#).

Text Updates

- **To receive updates regarding the 2020 Wildfires text MCFIRES2020 to 888777.**
- To receive updates regarding COVID-19 in Monterey County, text **MCCOVID19** to **888777**.
- To receive updates regarding COVID-19 in general, text **Coronavirus** to **211211**.
- To receive text messages when a press release is posted or a press conference is identified, text **“MCMEDIA”** to **888777**.

Hotlines

- California Volunteer Corps Hotline: 833-544-2374. This hotline is specifically for older adults who have questions about resources and in need of assistance (such as medication and grocery delivery).
 - Health Department Hotline (Monday-Friday, 8am-5pm). Call: 769-8700 or 755-4521
- Natividad Coronavirus Hotline is (831) 772-7365. Natividad nurses are available to speak with you in English or Spanish from 7:00 am to 11:00 pm, seven days a week.
- Montage Health Virtual Care Option Free for all community members experiencing mild respiratory symptoms including coronavirus/COVID-19. [Schedule an Appointment](#) / [More information](#).
 - Salinas Valley Memorial Healthcare System has a Coronavirus Hotline: 831-755-0793 The hotline is staffed with registered nurses and will be available from 7:00am to 11:00pm, 7 days a week.

JOINT INFORMATION CENTER (JIC)

Press Conferences

- COVID-19 Economic Assistance Hotline (Monday-Friday, 8am-4pm). Call: 831- 796-1909
- General Information call 2-1-1 or visit the [Health Department Webpage](#).
- Standing Media Briefing: Wednesdays @ 12:00 with credentialed press and available county staff, hosted by the JIC. [[Live Stream](#)]

Websites

- [COVID Testing Sites](#)
- [COVID Vaccine Information](#)
- [Alternate Care and Housing Sites](#)
- [COVID-19 Donations and Volunteers](#)
- [FEMA Disaster Cost Recovery](#)
- [Economic Assistance Webpage](#)
- [Monterey County Health Department](#)
- [California Department of Public Health](#)
- [Center for Disease Control](#)
- [World Health Organization](#)
- [Economic Assistance for Impacted Workers](#)