

MONTEREY COUNTY

DAILY SITUATION

REPORT



Active Event or Incident(s):

2020 Novel Coronavirus (COVID-19)
River Fire, Carmel Fire, and Dolan Fire Incident

Date:

8/20/2020 4:52 PM

View Report:

[COVID-19 Website](#) (en español); [River Fire Incident](#)

Charles McKee
*County Administrator
Emergency Operations Center
Director*

Gerry Malais
*Emergency Services Manager
Emergency Operations Center
Manager*

Dr. Edward Moreno
*Health Officer
Health Department*

Karen Smith
*Public Information Officer
Health Department*

SITUATION SUMMARY ([MORE INFORMATION](#))

River Fire

On August 16, 2020 a fire broke out in Pine Canyon and River Rd, east of Salinas. Fire continues to actively burn in all directions. Progression to the north impacted homes in the outlying communities of Salinas. The fire is making slope driven runs. Firefighters continued their aggressive attack on the fire from the ground and the air. High temperatures, low humidity, topography influenced winds, steep mountainous terrain and difficult access continue to hamper firefighting efforts. [Incident Information can be found here.](#)

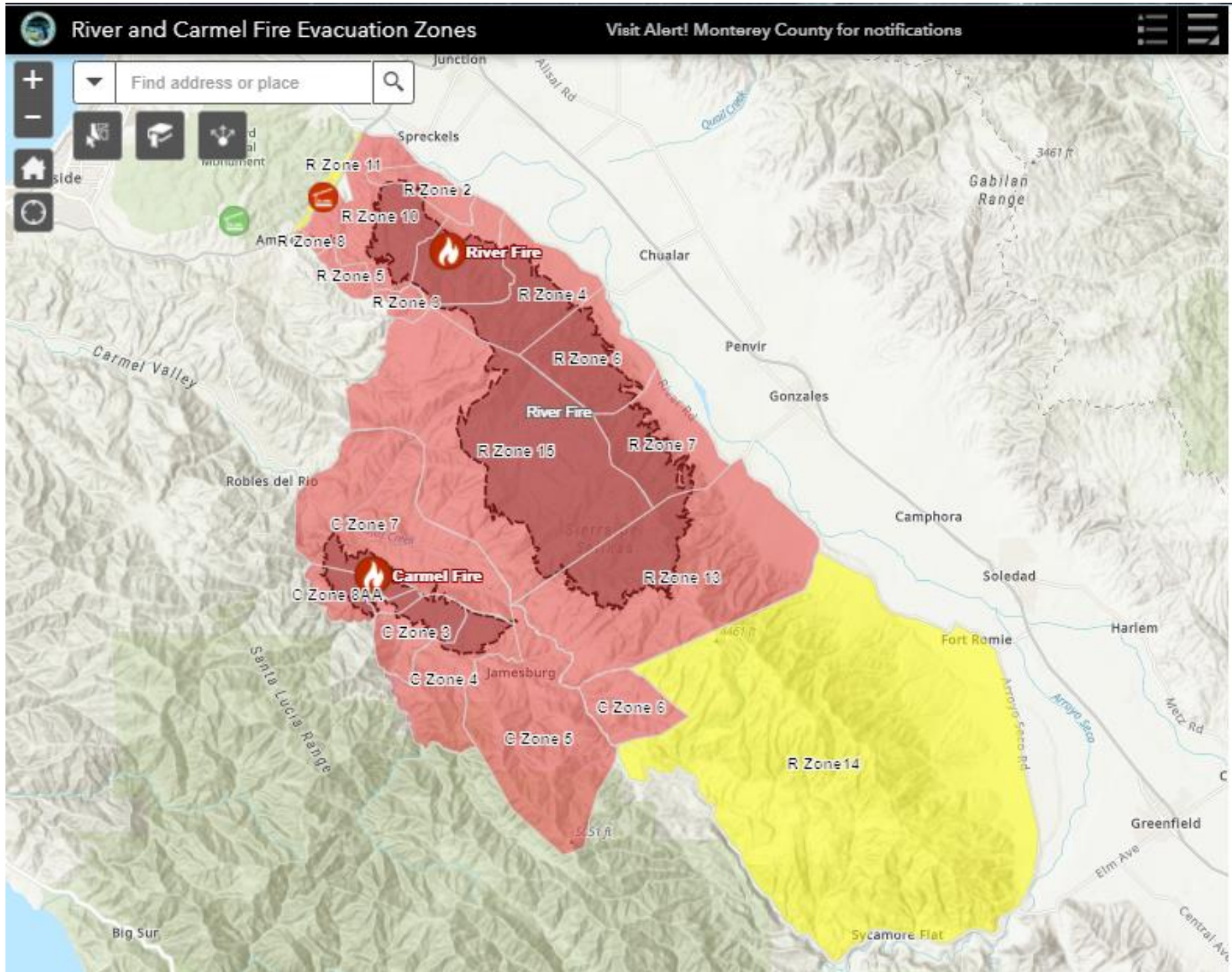
Carmel Fire

On August 18, 2020 a fire broke out in Sky Ranch near Cachagua in Carmel Valley. The fire continues to actively burn with wind driven, slope driven runs. Residential and commercial buildings are threatened. Overnight fire progression moved to the southeast and northwest. Short range spotting and tree torching has been observed. Firefighters continued their aggressive attack on the fire from the ground and the air. High temperatures, low humidity, steep mountainous terrain and difficult access continue to hamper firefighting efforts. Fuels are at critical moisture levels increasing volatility Firefighters continue with 24 hour a day operations. [Incident Information can be found here.](#)

Dolan Fire

On August 18, 2020 The Dolan Fire burning in Big Sur has burned thousands of acres and prompted evacuations. The fire is burning in the area of Dolan Canyon and Big Creek Canyon, just south of John Little State Natural Reserve and 43 miles south of Carmel. The fire grew to 6,780 acres on Thursday and was 0% contained.

Incident	Level	Zones	Addresses in Evacuation Zones	Estimated Population Evacuated
River Fire	Order	11	2,005	6,617
River Fire	Warning	3	1,000	3,300
Carmel Fire	Order	8	462	1,525
Carmel Fire	Warning	0	21	52
Dolan Fire				
	River Fire Total	14	3,005	9,917
	Carmel Fire Total	8	462	1,525
	Dolan Fire		21	52
	Total	22	3,488	11,493



COVID-19 (LOCAL COVID DATA)

Novel Coronavirus is an outbreak of respiratory disease caused by a novel (new) coronavirus that was first detected in China and which has now been detected in more than 100 locations internationally, including in the United States. The virus has been named “SARS-CoV-2” and the disease it causes has been named “coronavirus disease 2019” (abbreviated “COVID-19”).

All data is developed by the Health Department. For questions, comments, and concerns, call 831.769-8700 or 831.755.4521 or email covid-19@co.monterey.ca.us.

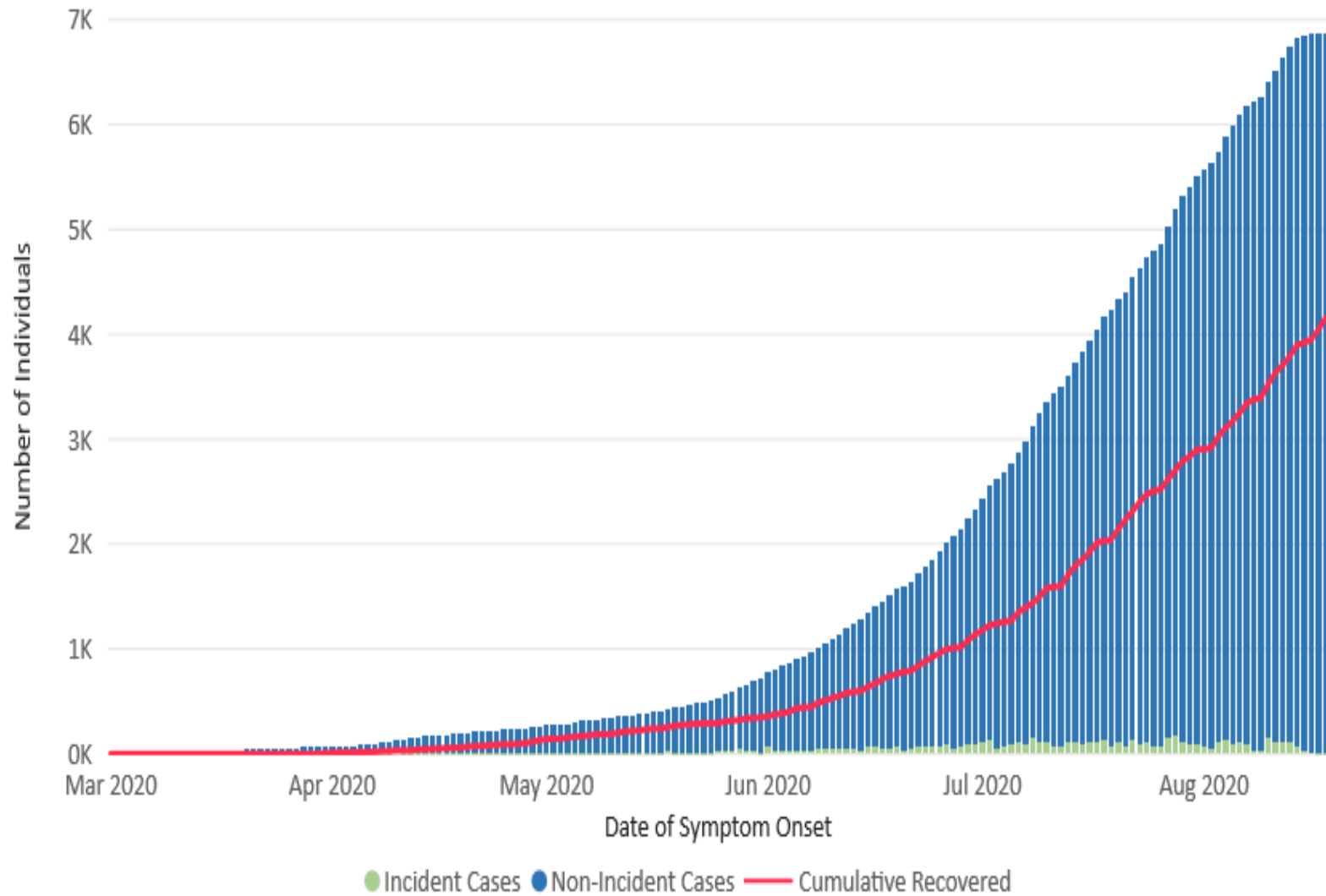
Note: Data includes records processed and de-duplicated from the backlog of reports associated with the statewide surveillance system’s lab routing issue. The data cleaning process is ongoing locally. Data will be adjusted as case interviews are conducted and additional laboratory reports are received. Therefore, data should be interpreted with caution. Chart below as of August 17, 2020



Race and Ethnicity	Number of Hospitalized Individuals (n)	Proportion of Hospitalized Cases (%)	Number of Fatalities (n)	Proportion of Fatalities (%)	Proportion of Monterey County Population (%)
Asian & Pacific Islander, Not Hispanic	14	4%	10	22%	6%
Black or African American, Not Hispanic					2%
Other, Not Hispanic	9	2%			3%
White, Not Hispanic	34	9%			28%
Hispanic or Latino, Any Race	317	85%	36	78%	61%
Unknown (Under Investigation)	26	-	0	-	-
Total	400	100%	46	100%	100%
Age Group in Years	Number of Hospitalized Individuals (n)	Proportion of Hospitalized Cases (%)	Number of Fatalities (n)	Proportion of Fatalities (%)	Proportion of Monterey County Population (%)
0 - 17	10	3%	9	20%	25%
18 - 23	16	4%			8%
24 - 34	47	12%			17%
35 - 44	55	14%			14%
45 - 54	88	22%			11%
55 - 64	73	18%			11%
65+	111	28%	37	80%	14%
Total	400	100%	46	100%	100%

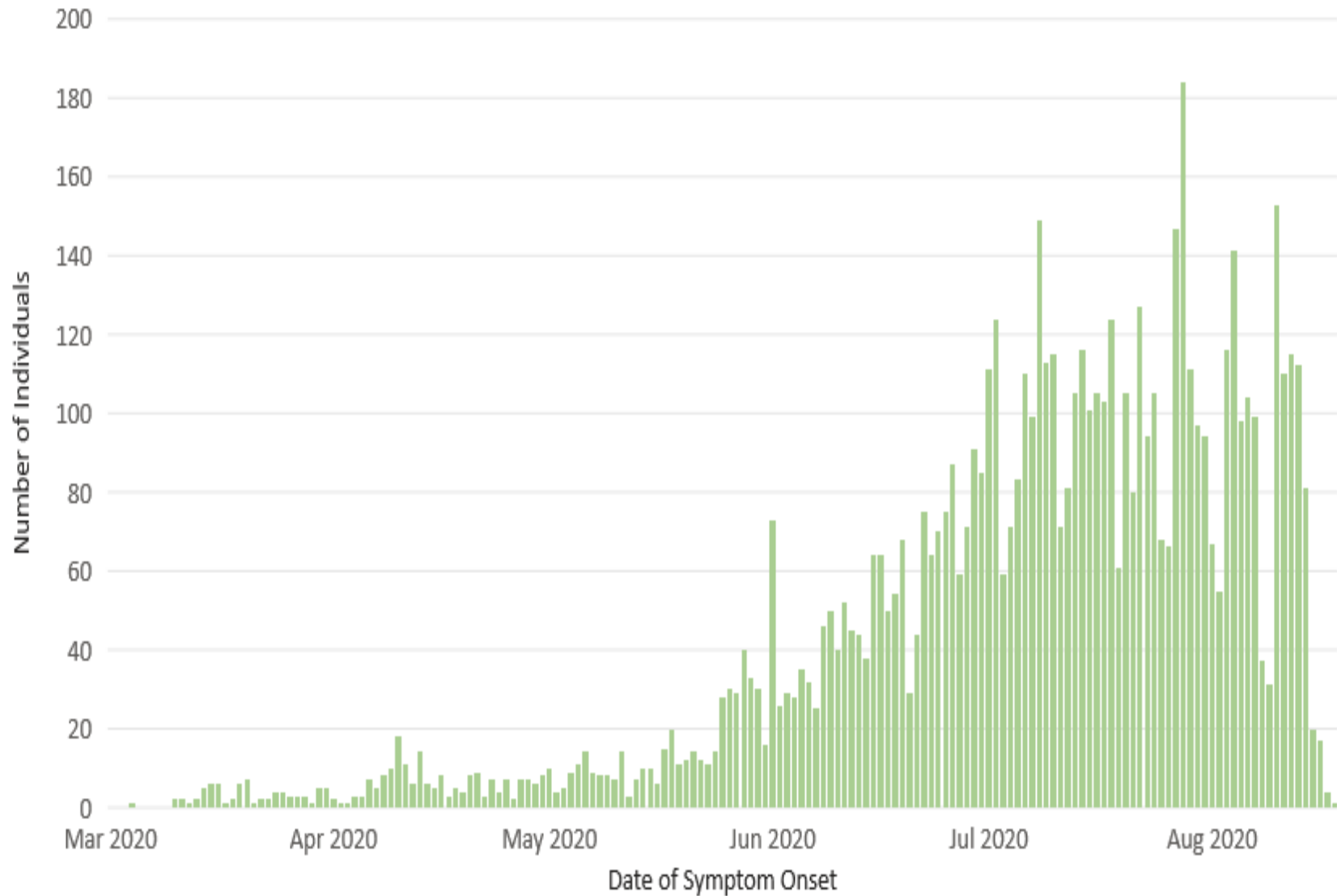
New, Previously Reported, and Recovered Cases

COVID-19 Among Monterey County Residents

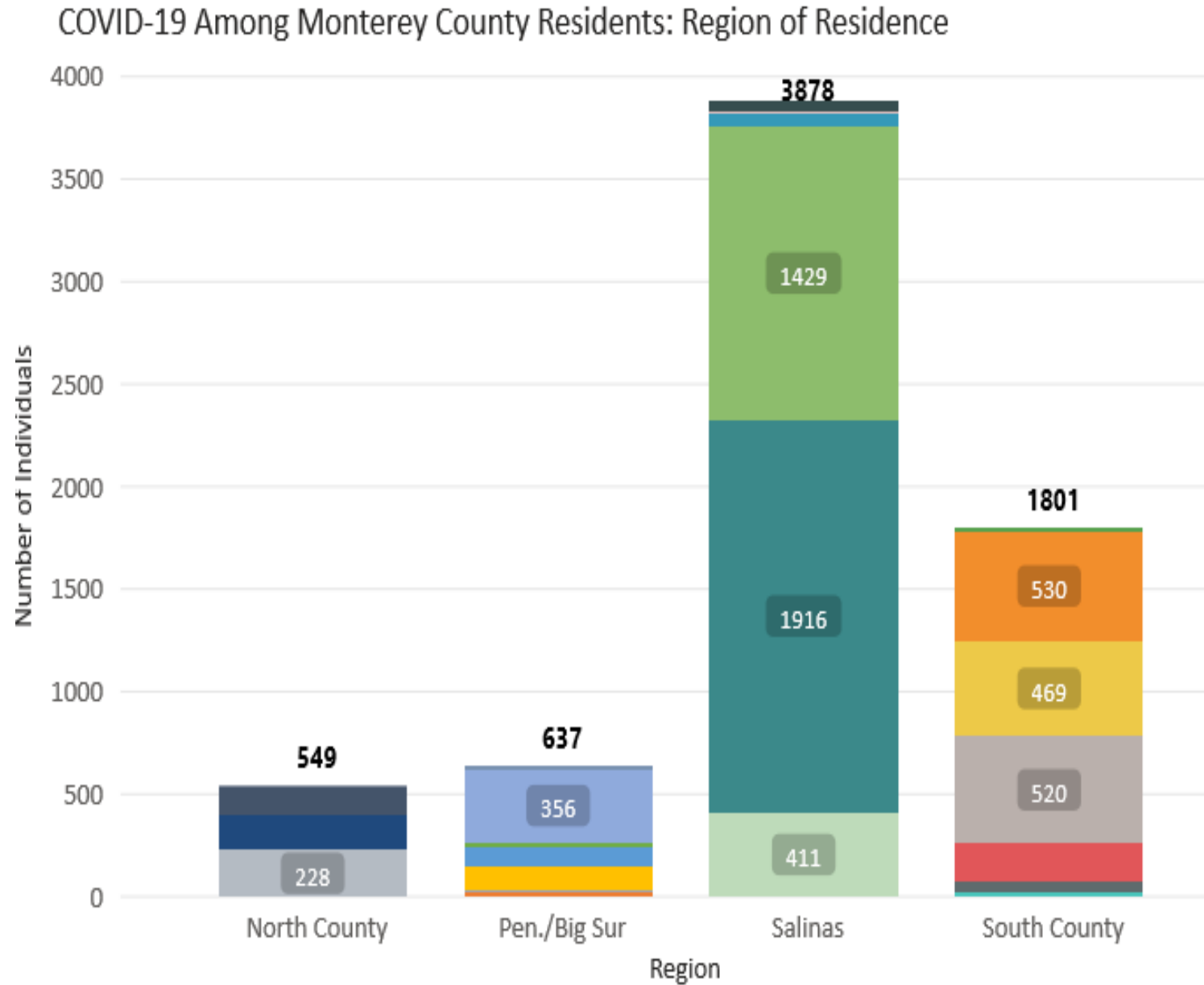


New Cases by Date of Symptom Onset

COVID-19 Among Monterey County Residents



- North County 93907
- North County 95012
- North County 95076
- North County Other
- Pen./Big Sur 93920
- Pen./Big Sur 93923
- Pen./Big Sur 93924
- Pen./Big Sur 93933
- Pen./Big Sur 93940
- Pen./Big Sur 93950
- Pen./Big Sur 93955
- Pen./Big Sur Other
- Salinas 93901
- Salinas 93905
- Salinas 93906
- Salinas 93908
- Salinas Other
- South County 93925
- South County 93926
- South County 93927
- South County 93930
- South County 93960
- South County Other
- Region Subtotal



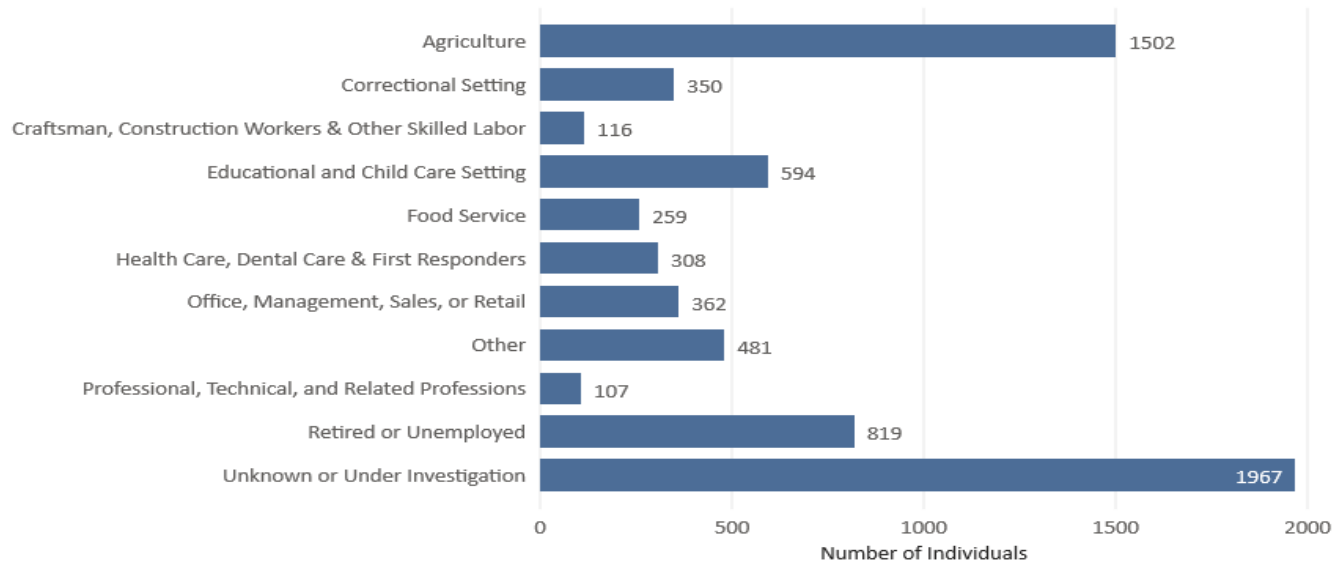
MONTEREY COUNTY OPERATIONAL AREA

DAILY SITUATION REPORT

Region	Zip Code	Incident Cases	Change	% of Total Cases	Recovered	% Cases Recovered	Change
North County	93907	228	3	3.32%	143	62.72%	0.50%
	95012	174	0	2.53%	122	70.11%	1.15%
	95076	129	2	1.88%	71	55.04%	1.50%
	Other	18	1	0.26%	10	55.56%	-3.27%
	Subtotal	549	6	8.00%	346	63.02%	0.78%
Peninsula/Big Sur	93920	5	0	0.07%	4	80.00%	0.00%
	93923	18	0	0.26%	13	72.22%	0.00%
	93924	8	0	0.12%	5	62.50%	0.00%
	93933	112	1	1.63%	68	60.71%	1.25%
	93940	96	0	1.40%	62	64.58%	1.04%
	93950	27	0	0.39%	19	70.37%	0.00%
	93955	356	2	5.19%	222	62.36%	0.21%
	Other	15	0	0.22%	12	80.00%	0.00%
	Subtotal	637	3	9.28%	405	63.58%	0.49%
Salinas	93901	411	5	5.99%	273	66.42%	-0.08%
	93905	1916	24	27.91%	1271	66.34%	0.37%
	93906	1429	24	20.82%	749	52.41%	0.39%
	93908	71	0	1.03%	40	56.34%	1.41%
	93962	5	0	0.07%	5	100.00%	0.00%
	Other	46	0	0.67%	29	63.04%	0.00%
	Subtotal	3878	53	56.49%	2367	61.04%	0.33%
South County	93450	18	0	0.26%	8	44.44%	0.00%
	93925	53	0	0.77%	33	62.26%	3.77%
	93926	190	2	2.77%	126	66.32%	1.95%
	93927	520	3	7.57%	339	65.19%	1.94%
	93930	469	3	6.83%	316	67.38%	0.42%
	93960	530	10	7.72%	285	53.77%	1.27%
	Other	21	0	0.31%	8	38.10%	0.00%
	Subtotal	1801	18	26.23%	1115	61.91%	1.34%

Industry Sector (Does Not Indicate Exposure Occurred at Work or School)

COVID-19 Among Monterey County Residents: Employment Industry



63,332

Total Tested

6,865

Positive Results

56,467

Negative Results

10.84%

Test Positivity Rate

3

Test
Turnaround
Time in Days

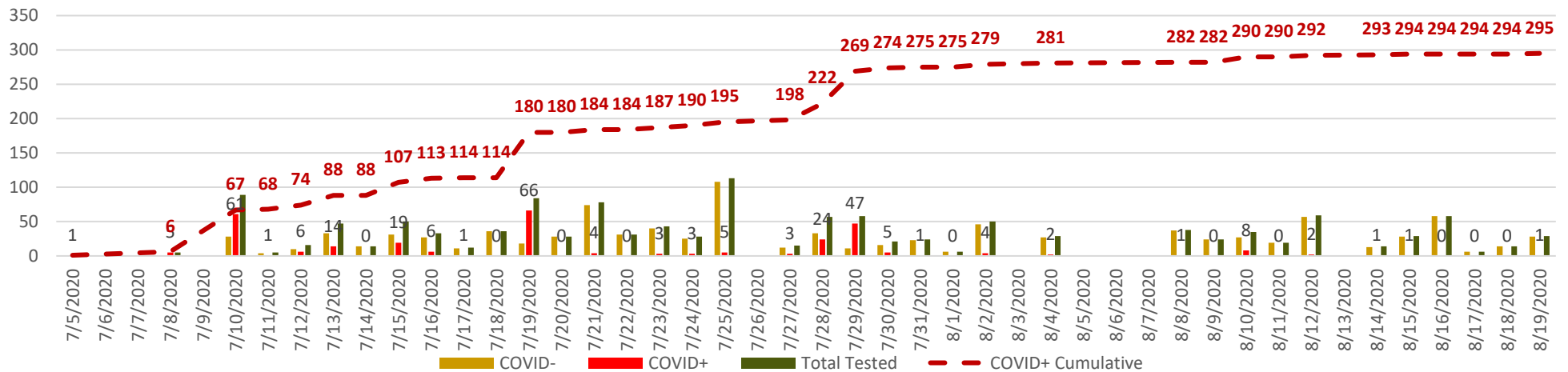
MONTEREY COUNTY SHERIFF'S OFFICE

JAIL INMATE COVID DATA

728	1298	295	70	389	21	0
Total Jail Population	Inmate Population Tested	Confirmed Cases (Cumulative)	Current Cases	Inmates Released	Inmate Alternative Housing	Fatalities
↑ 8 Change	↑ 29 Change	↑ 1 Change	↓ 21 Change	↑ 12 Change	0 Change	0 Change

Total COVID+ Inmates (Cumulative) = 295

22.7% Positivity Rate



RESPONSE SUMMARY

Jurisdiction	EOC Status	Proclamation of Local Emergency	Government Services
Monterey County	Level 1 Activation; Joint Information Center Open; Health Department Operations Center Full Activation	Yes	Facility Closures
Carmel-by-the-Sea	Partial Activation	Yes	Facility Closures
Del Rey Oaks	Partial Activation	Yes	Facility Closures
Gonzales	Partial Activation	Yes	
Greenfield	Partial Activation	Yes	Possible Closures
King City	Partial Activation	Yes	Possible Closures
Marina	Partial Activation	Yes	Facility Closures
Monterey	Partial Activation	Yes	Facility Closures
Pacific Grove	Partial Activation	Yes	Partial Closures
Salinas	Partial Activation	Yes	Facility Closures
Sand City	Partial Activation	Yes	
Seaside	Partial Activation	Yes	Facility Closure
Soledad	Partial Activation	Yes	
CSUMB	Partial Activation	-	Facility Closure
Hartnell	Partial Activation	-	Facility Closure
MST	Department Operations Center Activated	-	-

TESTING SITES

City	Agency	Service Provided	Contact
Castroville	Clinica de Salud! 10561 Merritt St.	By appointment. M-F (8am-5pm) Open to everyone with or without symptoms & with or without insurance	(831) 633-1514
Greenfield	Clinica de Salud! 808 Oak Ave.	By appointment. M-F (8am-5pm) Open to everyone with or without symptoms & with or without insurance	(831) 674-5344
Greenfield	Greenfield Library 315 El Camino Real	By appointment. Tu-Sat (8am-8pm) Open to everyone with or without symptoms & with or without insurance	1-888-634-1123 lhi.care/covidtesting
Gonzales	Clinica de Salud! 126 – 5 th St.	By appointment. M-F (8am-5pm) Open to everyone with or without symptoms & with or without insurance	(831) 675-2930
King City	Clinica de Salud! 122 San Antonio Dr.	By appointment. M-F (8am-5pm) Open to everyone with or without symptoms & with or without insurance	(831) 385-5944
King City	Mee Memorial Hospital 300 Canal St.	Only for ER registered patients or have an appointment with the Mee Memorial Clinic (two locations—Greenfield and King City)	Call: (831) 385-6000 Ask to be transferred to the clinic
Marina	Doctors On Duty 3130 Del Monte Blvd	By appointment (online or by phone) http://doctorsonduty.com/locations/ M-F (8am-4pm)	(831) 883-3330
Monterey	ARCpoint Labs of Monterey Bay 24560 Silver Cloud Ct. #103	By appointment. M-F (8am-4:30pm) Open to everyone with or without symptoms. https://www.labtestmonterey.com/ Drive Thru. Cost: \$155 (no insurance)	831-324-0772 Schedule appointment online
Monterey	Community Hospital of Monterey (CHOMP) 23625 Holman Hwy	CHOMP provides testing for individuals who meet the criteria for symptoms and risk factors.	Hotline: (831) 622-8001
Monterey	Doctors On Duty 501 Lighthouse Avenue	By appointment (online or by phone) http://doctorsonduty.com/locations/ M-F (8am-6pm); Sat-Sun: (8am-4pm)	(831) 649-0770

MONTEREY COUNTY OPERATIONAL AREA

DAILY SITUATION REPORT

City	Agency	Service Provided	Contact
Monterey	Monterey Peninsula College (MPC) 980 Fremont St (parking lot "C", near theater)	Drive Thru. No appointment necessary. Operated by: Planned Parenthood. https://www.plannedparenthood.org/planned-parenthood-mar-monte/campaigns/covid-testing-mc	831-755-4521 Hours of operation changes weekly. Call or visit their website.
Pajaro	Clinica de Salud! 29-A Bishop Rd.	By appointment. M-F (8am-5pm) Open to everyone with or without symptoms & with or without insurance	(831) 728-2505
Salinas	Agricultural Center – County of Monterey 1428 Abbott St.	By appointment. Tu-Sat (7:30am-8pm) Open to everyone with or without symptoms & with or without insurance.	1-888-634-1123 Lhi.care/covidtesting
Salinas	Clinica de Salud! - Circle 950 Circle Dr.	By appointment. M-F (8am-5pm) Open to everyone with or without symptoms & with or without insurance.	(831) 757-6237
Salinas	Clinica de Salud! – N. Main 2180 N. Main St.	By appointment. M-F (8am-5pm) Open to everyone with or without symptoms & with or without insurance.	(831) 443-2190
Salinas	Clinica de Salud! - Sanborn 219 N. Sanborn Rd	By appointment. M-F (8am-5pm) Open to everyone with or without symptoms & with or without insurance.	(831) 757-1365
Salinas	Doctors On Duty - S. Main 1212 S. Main St.	By appointment (online or by phone) http://doctorsonduty.com/locations/ M-F (8am-8pm), Sat-Sun (8am-6pm)	(831) 422-7777
Salinas	Doctors On Duty - Harden Urgent Care 1756 N. Main Street	By appointment (online or by phone) http://doctorsonduty.com/locations/ M-F (8am-4pm)	(831) 443-8200
Salinas	Doctors On Duty – Salinas Urgent Care 558-A Abbott St	By appointment (online or by phone) http://doctorsonduty.com/locations/ M-F (8am-5pm)	(831) 755-7880

MONTEREY COUNTY OPERATIONAL AREA

DAILY SITUATION REPORT

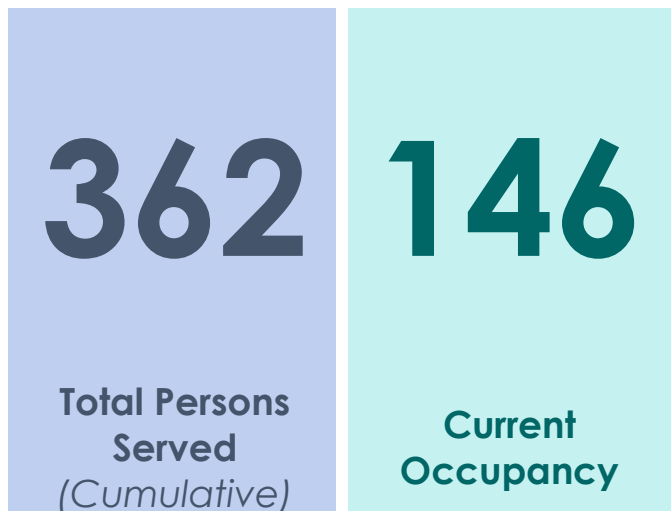
City	Agency	Service Provided	Contact
Salinas	Salinas Valley Memorial Hospital (SVMH) 450 E. Romie Lane	SVMH has respiratory virus screening medical tents – ONLY for those who have symptoms and risk factors. No appointments necessary.	Hotline (bilingual): 831-755-0793
Salinas	Natividad Medical Center 1441 Constitutional Blvd	Respiratory virus screening medical tents – ONLY for those who have symptoms and risk factors. Natividad conducts pop-up drive thru test sites throughout the county. Limit to first 100. Call their hotline or visit their Facebook for upcoming pop-up locations.	Hotline (bilingual): 831-772-7365
Salinas	CVS – East Alisal 347 East Alisal St.	Drive-thru COVID testing. By appointment. Free. No cost. Must bring ID card + insurance + appointment confirmation (text or email). To schedule appointment: https://www.cvs.com/minuteclinic	831-424-0026
Seaside	Doctors On Duty 1513 Fremont Blvd Suite E1	By appointment (online or by phone) http://doctorsonduty.com/locations/ M-F (8am-5pm)	(831) 899-1910
Soledad	Clinica de Salud! 799 Front St.	By appointment. M-F (8am-5pm) Open to everyone with or without symptoms & with or without insurance	(831) 678-0081

CARE AND SHELTER

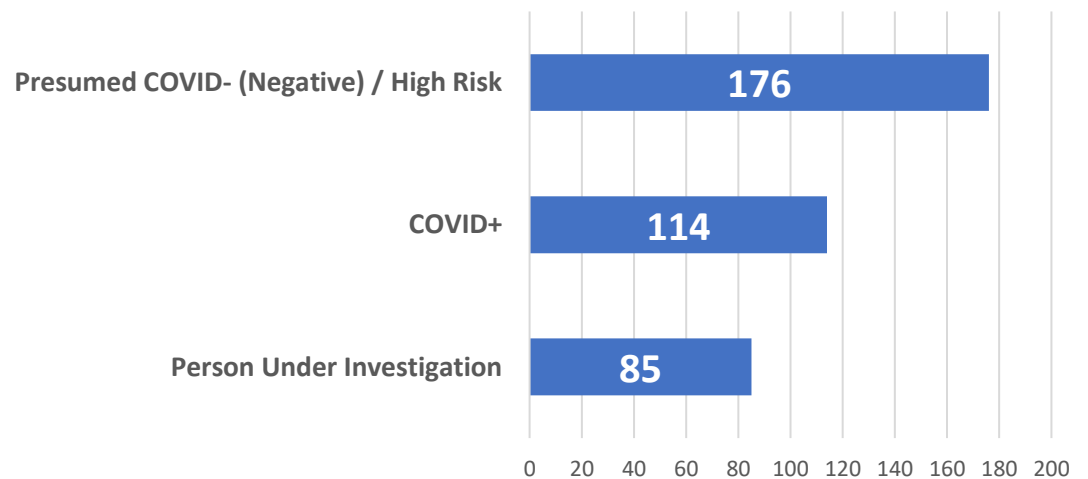
Care Services	Facility	Agency	Status
Evacuation Center	Laguna Seca Pavillion	Monterey County	Open
Emergency Shelter	Carmel Middle School	Monterey County	Open
Alternate Housing Site	Monterey County Fairgrounds	Monterey County	Inactive
Alternate Housing Site	San Lorenzo Park	Monterey County	Open
Alternate Housing Site	Salinas Valley Fairgrounds	Monterey County	Inactive
Alternate Housing Site	Sherwood Hall	Monterey County	Standby
Alternate Care Site	Marina Municipal Airport	Monterey County	Inactive
Alternate Care Site	Asilomar Conference Center	California Department of Public Health	Inactive

ALTERNATE HOUSING CENSUS

(*Updated Mondays and Fridays)**Not updated*



COVID STATUS OF CUMULATIVE PERSONS SERVED



SIGNIFICANT EVENTS

*This is a timeline of International, domestic, and Local significant events related to COVID-19 and the River Fire. All new information will be **highlighted at the top**.*

- **August 18, 2020 – Carmel Fire and Dolan Fire start.**
- August 18, 2020 – Monterey County Board of Supervisors ratified a proclamation of the existence of a local emergency due to the River Fire. Fire at 10% containment.
- August 17, 2020 – Governor Gavin Newsom secured a Fire Management Assistance Grant (FMAG) from the Federal Emergency Management Agency (FEMA) to help ensure the availability of vital resources to suppress the River Fire burning in Monterey County. [More information.](#)
- August 17, 2020 – Evacuation warnings issued to the surrounding communities. Evacuation Center at Buena Vista Middle School and Carmel Valley Library closed. Evacuation Center at Toro Park School Opens.
- August 16, 2020 – Evacuation Centers opens at Carmel Valley Library and Buena Vista Middle School.
- August 16, 2020 – River Fire starts off Pine Canyon southeast of Salinas. Evacuation orders and warnings issued to the surrounding communities.
- July 13, 2020 - Governor expands the closure of indoor operations in Monterey County. ALL counties must close indoor operations in these sectors: Dine-in Restaurants (indoor); Wineries and Tasting Rooms (indoor); Movie Theater (indoor); Family Entertainment Centers (indoor); Zoos and Museums (indoor); Cardrooms (indoor); Closure of all brewpubs, breweries, bars, and pubs (indoor and outdoor). [More information.](#)
- July 8, 2020 - The State Health Officer has issued an order for Monterey County which imposes new restrictions; order requires some businesses and activities to move their activities outdoors and some businesses to close completely. [More Information.](#)
- July 2, 2020 - California Department of Public Health Officials placed Monterey County on the COVID-19 County Data Monitoring Project watch list in response to elevated disease transmission as indicated by Monterey County exceeding the state's 14-day case rate threshold of 100 cases per 100,00 residents and by exceeding the state's threshold for percent change in 3-day average COVID-19 hospitalizations. [More Information.](#)
- June 12, 2020 - Charter Boat operators may begin. [More information.](#)
- June 12, 2020 - Opening of the business sectors. [More Information.](#)
- June 11, 2020 - Monterey County Health Officer Rescinds Short-Term Lodging Order. [More Information](#)
- June 11, 2020- Monterey County Health Officer Rescinds Short-Term Lodging Order. [More Information](#)
- May 30, 2020- Monterey County Attestation Approved. [More Information.](#)
- May 26, 2020 – Health Department Submits Attestation. [More information.](#)
- May 25, 2020 - California Department of Public Health announced the statewide reopening of places of worship for religious services.
- May 1, 2020 The Monterey County Health officer amends and extends Shelter-in Place Order. [More Information](#)

MONTEREY COUNTY OPERATIONAL AREA

DAILY SITUATION REPORT

- April 28, 2020-Monterey County Health Officer issues mandatory face covering. [More Information.](#)
- April 14, 2020 – Monterey County Op Area EOC Announces Alternate Care and Alternate Housing Sites. [More Information.](#)
- April 6, 2020 – Monterey County Op Area EOC elevated activation level to [Level 1.](#)
- April 5, 2020 – 2 new COVID-19 Testing Sites open. [More info.](#)
- April 3, 2020 – Monterey County Health Officer Reissues the Shelter in Place Order with added restrictions. [More Information.](#)
- April 1, 2020 - California Department of Public Health releases Face Coverings Guidance. [More Information.](#)
- March 26, 2020 – Disaster Cost Recovery Information Released. Event Number: FEMA-3428-EM-CA California COVID-19. [More Information.](#)
- March 21, 2020 – First fatality due to complications from COVID-19 in Monterey County.
- March 19, 2020 - Governor Newsom issues a Shelter In Place Order to protect the health and well-being of all Californians and to establish consistency across the state in order to slow the spread of COVID-19.
- March 18, 2020 – Monterey County Op Area EOC elevated activation level to Level 2.
- March 18, 2020 - Monterey County Jail Visitation Suspended
- March 17, 2020 – City of Salinas and Sand City proclaim the existence of a local emergency.
- March 17, 2020 – The County of Monterey Health Officer has issued a [Shelter-in-Place Order](#) effective at 12:01 a.m. on March 18, 2020 and will continue to be in effect until 11:59 p.m. on April 7, 2020, or until it is extended, rescinded, superseded, or amended in writing by the Health Officer.
- [March 17, 2020 – First two confirmed cases of COVID-19 in Monterey County.](#)
- March 17, 2020 –The Counties of Marin, Contra Costa, Alameda, Santa Clara, San Mateo, Santa Cruz and San Francisco order a Shelter In Place beginning March 17, 2020.
- March 16, 2020 – Cities of Del Rey Oaks, Gonzales, Greenfield, King City, and Soledad declared local emergencies.
- March 16, 2020 – Monterey County schools & libraries temporarily closed.
- March 13, 2020 –Diamond Princess Cruise Ship passengers quarantined in Asilomar Hotel, Pacific Grove while undergoing testing.
- March 13, 2020 – Cities of Seaside, Marina, Monterey, Carmel & Pacific Grove proclaim emergencies.
- March 13, 2020 – [President Declares a National Emergency.](#)
- March 12, 2020 – [Governor Newsom issue Executive Order EO-N-25-20.](#)

MONTEREY COUNTY OPERATIONAL AREA

DAILY SITUATION REPORT

- March 11, 2020 – [World Health Organization declares pandemic for COVID-19.](#)
- March 6, 2020 – Monterey County Public Health begins testing for COVID-19.
- March 6, 2020 – [Monterey County Proclaims Emergency \(Approved by Board of Supervisors March 10, 2020 \).](#)
- March 4, 2020 – [California Proclaims Emergency.](#)
- March 4, 2020 – First COVID-19 death in California.
- March 3, 2020 – CSUMB/ Monterey Peninsula Regional Emergency Operations Center activated to lowest level.
- March 3, 2020 – Monterey County’s Health Department Operations Center (DOC) Activated.
- March 2, 2020 – Monterey County Emergency Operations Center (EOC) Activated to Level 3 (lowest).
- February 28, 2020 – First case of community spread in California.
- February 4, 2020 – [USA declares public health emergency; travel restrictions put in place.](#)
- January 30, 2020 – World Health Organization (WHO) declares public health emergency of international concern.
- Jan 26, 2020 – First confirmed case in California.
- January 21, 2020 – First confirmed US case in Washington State.
- December 31, 2019 – First confirmed case of COVID-19 in Wuhan, China.

STATUS OF SHELTER-IN-PLACE



Effective immediately, the Governor expands the closure of indoor operations in counties that have been on the monitoring list for three consecutive days, this includes Monterey County.. Within those sectors, those that are not able to continue their business through **outdoor operations** must close that portion of their business effective immediately in order to further mitigate the spread of the virus. This applies to the following sectors:

- Gyms and Fitness Centers
- Places of Worship
- Indoor Protests
- Offices for Non-Critical Infrastructure Sectors as identified at covid19.ca.gov
- Personal Care Services(including nail salons, massage parlors, and tattoo parlors)
- Hair Salons and Barbershops
- Malls

Additionally, the Governor has expanded the closure of the indoor business operations listed below statewide. ALL counties must close indoor operations in these sectors:

- Dine-in Restaurants (indoor)
 - Wineries and Tasting Rooms (indoor)
 - Movie Theater (indoor)
 - Family Entertainment Centers (indoor)
 - Zoos and Museums (indoor)
 - Cardrooms (indoor)
- Closure of all business operations both indoor and outdoor
- Brewpubs, breweries, bars, and pubs (indoor and outdoor).

Outdoor operations may be conducted under a tent, canopy, or other sun shelter but only as long as there is only one wall and there is sufficient outdoor air movement.

These actions remain in effect until further notice.

The updated guidance can be found at <https://covid19.ca.gov/>.

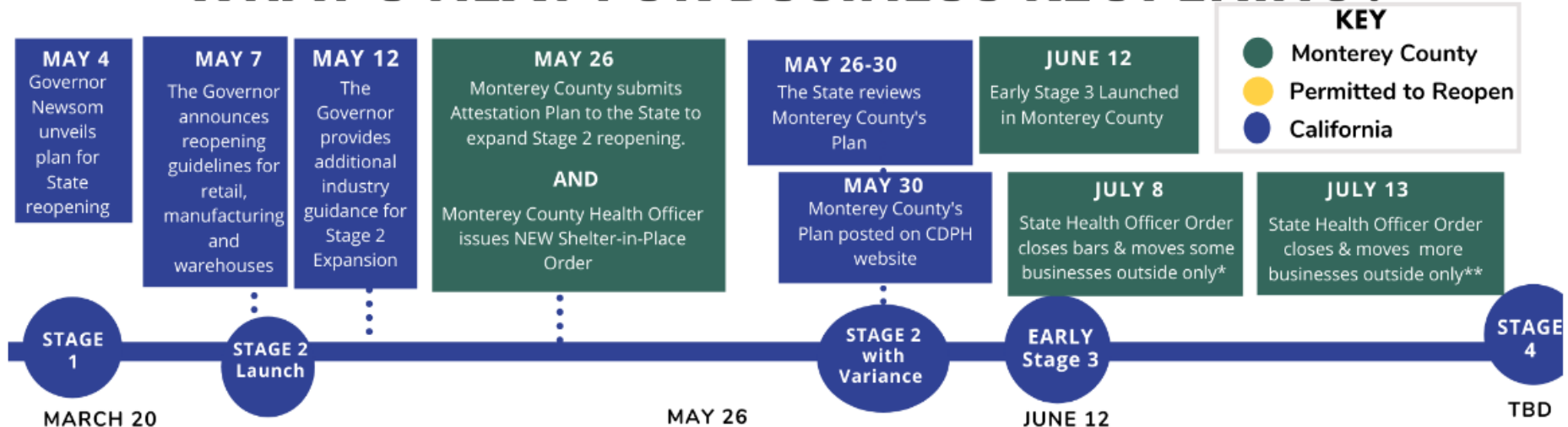
MONITORING METRICS ([MORE INFO](#))

Note: Today's data includes records processed and de-duplicated from the backlog of reports associated with the statewide surveillance system's lab routing issue. The data cleaning process is ongoing locally. Data will be adjusted as case interviews are conducted and additional laboratory reports are received. Therefore, data should be interpreted with caution.

Severe Cases Among Monterey County Residents As of August 17, 2020

Indicator or Metric*	Baseline at Variance Application Submission	Threshold for Considering Modifications	Current Status**
Ability to Test, Contact Trace, Isolate, and Support the Exposed			
14-Day cumulative COVID-19 incidence per 100,000 population	28.6	≥32	375.2***
Percent of cases reached by public health teams	98.5%	<90%	96.8%
Percent of Alternative Housing Site Beds designated for individuals diagnosed with COVID-19 or who are awaiting test results that are filled	2%	≥25%	14%
Ability to Protect Those at High Risk for COVID-19			
Percent of Skilled Nursing Facilities with no new cases in the last 14 days	94%	<75%	44%
Number of COVID-19 related deaths over last 14 days	2	≥5	12
Surge Capacity for Hospitals and Health Care System			
7-Day average of daily percent change in total number of hospitalized COVID-19 patients	-0.2%	≥5%	2%
Percent of ICU beds available averaged over the last 14 days	71%	<54%	31%
Percent of Monterey County hospitals with ≥14 days' supply of personal protective equipment (PPE)	100%	<75%	****
Epidemiology and General Surveillance			
Overall test positivity rate for the past 7 days	2.3%	≥8%	16.0%***
Case doubling time (7 day lag)	29 days	<8 days	43 days

WHAT'S NEXT FOR BUSINESS REOPENING?



Stage 1
Stay-at-Home Order in Effect, Essential Businesses Only

- Businesses listed by the Health Order or
- Allowable Services List

Stage 2 Lower Risk Workplaces Reopen with Safety Modifications
Early STAGE 2 launched Statewide

- Manufacturing and Logistics
- Construction
- Landscape / gardening
- Childcare/ day camps
- Golfing and golf courses
- Schools with modifications
- Full service car washes
- In-person religious services Outdoor only**
- Outdoor museums
- Public spaces
- Auto dealerships
- Dog grooming / dog walking services
- On-site retail
- shopping malls / swap meets Outdoor only**
- Residential cleaning and janitorial
- Office work spaces
- Real estate transactions
- Film, TV, and music production
- Pro Sports without live audience
- Curbside library services

STAGE 2 with Variance

- Outdoor only restaurants*
- Hair salons and barbershops Outdoor only**
- Casinos

Early Stage 3 with Variance
Higher Risk Workplaces Reopen with Safety Modifications

Early STAGE 3

- Movie theaters - Drive in only*
- Family entertainment centers Outdoor only*
- Winery tasting rooms Outdoor only*
- Zoos and museums Outdoor exhibits only*
- Gyms and fitness centers Outdoor only**
- Hotels/Lodging for tourism
- Cardrooms/racetracks Outdoor only*

Additional Services on June 19

- Campgrounds and outdoor recreation / pools
- Nail salons/tattoo parlors/body waxing/spas/Massage Outdoor only**

STAGE 3 NOT PERMITTED TO OPEN

- Bars*
- Indoor and outdoor playgrounds
- Live theater / in-person higher education
- Saunas/steam rooms/hot tubs

Stage 4
Stay-at-Home Order Ends, Large Gatherings

- Concerts / Festivals
- Convention Centers
- Live audience sports
- Nightclubs / theme parks



For COVID-19 Information:
 (831) 755-4521 or (831) 769-8700 or covid-19@co.monterey.ca.us
 or www.mtyhd.org/covid19
 Industry Guidance: [www. https://covid19.ca.gov/industry-guidance/](https://covid19.ca.gov/industry-guidance/)

Updated 07/14/2020
 Adapted from Humboldt County

STATUS OF THE STATE

Californians have been staying home and saving lives since the start of our statewide stay-at-home order issued on March 19, 2020. These efforts have allowed the state to move forward on our roadmap for modifying the statewide order.

We are now in early Stage 2, where retail (curbside and delivery only), related logistics and manufacturing and essential businesses can open. The state is issuing guidance to help these workplaces reopen safely. [More Information.](#)

Stage 2 expansion will be phased in gradually. Some communities may move through Stage 2 faster if they are able to show greater progress. Counties that have met the readiness criteria and worked with the California Department

of Public Health can open more workplaces as outlined on the [County Variance page.](#)

California moved into Stage 2 of modifying the state’s Stay-at-Home order on May 8, 2020. Our progress in achieving key public health metrics will allow a gradual re-opening of California’s economy.

We recognize the impact of economic hardship. We must get our economy roaring once again and put paychecks in people’s pockets. But the risk of COVID-19 infection is still real for all Californians and continues to be fatal.

The state is issuing guidance for businesses to follow, if they’re permitted to open per County Public Health rules.



JOINT INFORMATION CENTER (JIC)

Community Resources

- A directory of resources available to Monterey County communities can be found on the COVID-19 Care for Community [webpage](#).
- Frequently Asked Questions can be found [here](#).

COVID-19 Updates

- To receive updates regarding COVID-19 in Monterey County, text **MCCOVID19** to **888777**.
- To receive updates regarding COVID-19 in general, text **Coronavirus** to **211211**.
- To receive text messages when a press release is posted or a press conference is identified, text **“MCMEDIA”** to **888777**.

Hotlines

- California Volunteer Corps Hotline: 833-544-2374. This hotline is specifically for older adults who have questions about resources and in need of assistance (such as medication and grocery delivery).
- Health Department Hotline (Monday-Friday, 8am-5pm). Call: 769-8700 or 755-4521
- Natividad Coronavirus Hotline is (831) 772-7365. Natividad nurses are available to speak with you in English or Spanish from 7:00 am to 11:00 pm, seven days a week.
- Montage Health Virtual Care Option Free for all community members experiencing mild respiratory symptoms including coronavirus/COVID-19. [Schedule an Appointment](#) / [More information](#).
- Salinas Valley Memorial Healthcare System has a Coronavirus Hotline: 831-755-0793 The hotline is staffed with registered nurses and will be available from 7:00am to 11:00pm, 7 days a week.
- COVID-19 Economic Assistance Hotline (Monday-Friday, 8am-4pm). Call: 831- 796-1909
- General Information call 2-1-1 or visit the [Health Department Webpage](#).

JOINT INFORMATION CENTER (JIC)

Press Conferences

- None
- Standing Media Briefing: Monday and Friday @ 12:00 with credentialed press and available county staff, hosted by the JIC. [[Live Stream](#)]

Websites

- [Alternate Care and Housing Sites](#)
- [COVID-19 Donations and Volunteers](#)
- [FEMA Disaster Cost Recovery](#)
- [Economic Assistance Webpage](#)
- [Monterey County Health Department](#)
- [California Department of Public Health](#)
- [Center for Disease Control](#)
- [World Health Organization](#)
- [Economic Assistance for Impacted Workers](#)