

# MONTEREY COUNTY

## SITUATION REPORT

**Active Event or Incident(s):**

2020 Novel Coronavirus (COVID-19)

**Date:** \_\_\_\_\_

4/21/2021 11:10 AM

**View Report:**

[COVID-19 Website](#) (en español)

Charles McKee

*County Administrator  
Emergency Operations Center  
Director*

Gerry Malais

*Emergency Services Manager  
Emergency Operations Center  
Manager*

Dr. Edward Moreno

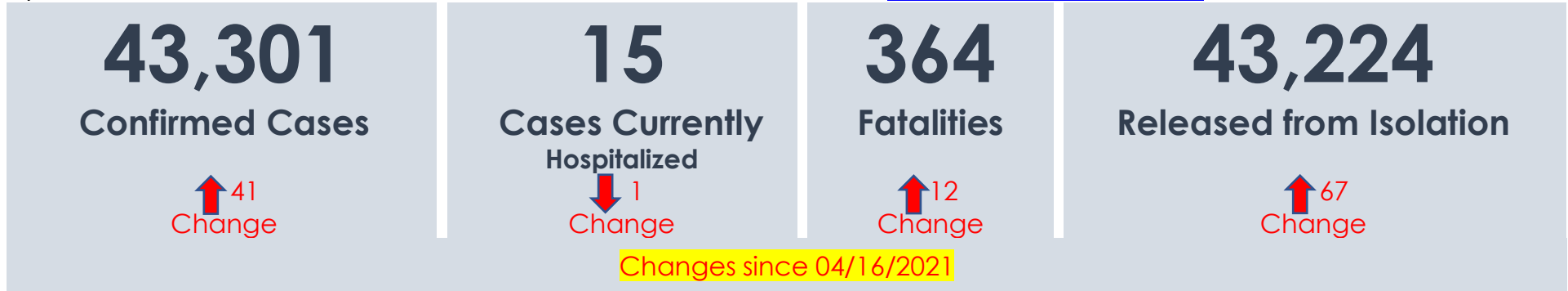
*Health Officer  
Health Department*

Karen Smith

*Public Information Officer  
Health Department*

**COVID-19 - TO VIEW THE GRAPHS THAT WERE PREVIOUSLY FEATURED IN THE DAILY SITUATION REPORT PLEASE VISIT THE HEALTH DEPARTMENT WEBSITE [HERE](#).**

Novel Coronavirus is an outbreak of respiratory disease caused by a novel (new) coronavirus that was first detected in China and which has now been detected in more than 100 locations internationally, including in the United States. The virus has been named “SARS-CoV-2” and the disease it causes has been named “coronavirus disease 2019” (abbreviated “COVID-19”). All data is developed by the Health Department. For questions, comments, and concerns, call 831.769-8700 or 831.755.4521 or email [covid-19@co.monterey.ca.us](mailto:covid-19@co.monterey.ca.us).



| Race and Ethnicity                         | Number of Hospitalized (Cumulative)    | Proportion of Hospitalized Cases (%) | Number of Fatalities (n) | Proportion of Fatalities (%) | Proportion of Monterey County Population (%) |
|--|--|--------------------------------------|--------------------------|------------------------------|--|
| Asian & Pacific Islander, Not Hispanic     | 74                                     | 5.47%                                | 39                       | 10.71%                       | 5.00%  |
| Black or African American, Not Hispanic    | 31                                     | 2.29%                                | -                        | -                            | 2.00%  |
| Hispanic or Latino, Any Race               | 947                                    | 70.04%                               | 207                      | 56.87%                       | 60.00%                                       |
| Multi-Racial and Other Races, Not Hispanic | 31                                     | 2.29%                                | 14                       | 3.85%                        | 2.00%  |
| Unknown (Under Investigation)              | 93                                     | 6.88%                                | 12                       | 3.30%                        | 0.00 %                                       |
| White, Not Hispanic                        | 176                                    | 13.02%                               | 92                       | 25.27%                       | 28.00%                                       |
| <b>Total</b>                               | <b>1352</b>                            | <b>100%</b>                          | <b>364</b>               | <b>100%</b>                  |  |
| Age Group in Years                         | Number of Hospitalized Individuals (n) | Proportion of Hospitalized Cases (%) | Number of Fatalities (n) | Proportion of Fatalities (%) | Proportion of Monterey County Population (%) |
| 1-17                                       | 27                                     | 2.00%                                | 10                       | 2.75%                        | 25%  |
| 18-24                                      | 37                                     | 2.74%                                |                          |                              | 8%   |
| 25-34                                      | 130                                    | 9.62%                                |                          |                              | 17%  |
| 35-44                                      | 169                                    | 12.50%                               | 11                       | 3.02%                        | 14%  |
| 45-54                                      | 247                                    | 18.27%                               | 36                       | 9.89%                        | 11%  |
| 55-64                                      | 267                                    | 19.75%                               | 63                       | 17.31%                       | 11%  |
| 65-74                                      | 236                                    | 17.46%                               | 74                       | 20.33%                       | 14 %   |
| 75+  | 239                                    | 17.68%                               | 170                      | 46.70%                       | 0  |
| <b>Total</b>                               | <b>1352</b>                            | <b>100%</b>                          | <b>364</b>               | <b>100%</b>                  |  |



# COVID-19 WEEKLY UPDATE

Week of April 19, 2021

|  |  |   |  |  |
|--|--|---|--|--|
| <p>Case Rate Stable</p> <p>2.7 per 100,000</p> | <p>Test Positivity Stable</p> <p>1.2% Positive</p> | <p>Hospital ICU Capacity Stable</p> <p>50% Availability</p> | <p>Testing Turn Around Time Stable</p> <p>1.0 Days</p> | <p>Vaccine Coverage Increasing</p> <p>54% of 16+ Residents</p> |
|--|--|---|--|--|

| Tier Status  | Testing   | Vaccine  | Data  |
|--|---|--|---|
| <ul style="list-style-type: none"> <li>Monterey County remains in the Orange Tier</li> <li>Indoor Dining: 50% max capacity or 200 people</li> <li>Retail: Indoors, 100% capacity with modifications</li> <li>Gyms/Fitness: Open indoors</li> <li>25% max capacity, indoor pools ok</li> <li>Theatres: 50% max capacity or 200 people</li> <li>Aquariums/Museums: 50% indoor max capacity</li> <li>Additional details: <a href="https://covid19.ca.gov/safer-economy/">https://covid19.ca.gov/safer-economy/</a></li> </ul> | <ul style="list-style-type: none"> <li>Updated schedule for Optum test sites:                             <ul style="list-style-type: none"> <li>Castroville: Friday, Saturday, Sunday Noon - 8 p.m.</li> <li>Soledad: Thursday-Monday Noon - 8 p.m. Walk-ins 4 - 8 p.m.</li> <li>Salinas, Seaside: Thursday-Monday 8 a.m. - 8 p.m. Walk-ins 4 - 8 p.m.</li> </ul> </li> <li>Appointments: <a href="https://lhi.care/covidtesting/">https://lhi.care/covidtesting/</a> or at 1-888-634-1123.</li> </ul> | <ul style="list-style-type: none"> <li>9,010 doses received this week</li> <li>54% of eligible residents have had at least one dose</li> <li>215,993 estimated doses given to date</li> <li>Vaccinate appointment information at <a href="http://www.mcvaccinate.com">www.mcvaccinate.com</a></li> <li>Need help making an appointment? Call 2-1-1 or the California COVID-19 hotline: 1-888-422-4255</li> </ul> | <ul style="list-style-type: none"> <li>2.7 Adjusted Case Rate</li> <li>1.2% Test Positivity Rate</li> <li>1.3% HPI Lowest Quartile Positivity Rate</li> <li>Monterey County has made good progress vaccinating seniors who are at high risk of severe complications from COVID-19. 75% of those age 65 and older have had at least one shot.</li> </ul> |

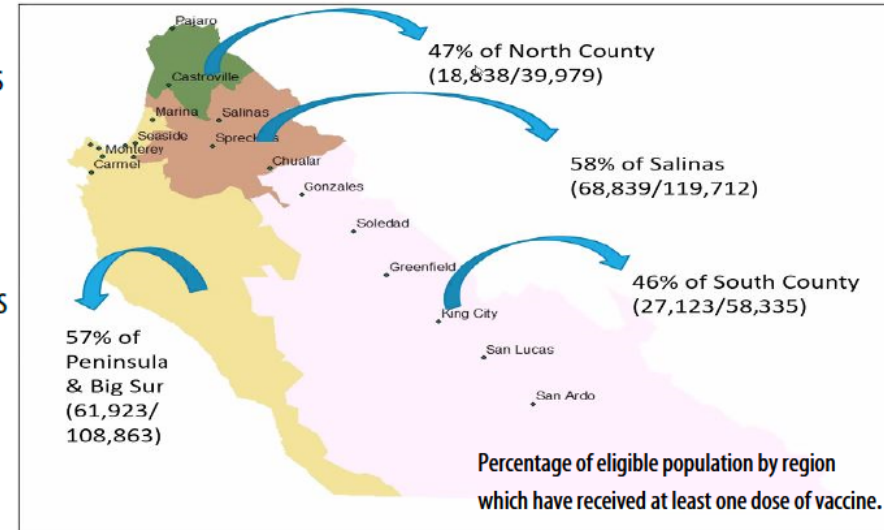


# COVID-19 WEEKLY UPDATE

Week of April 19, 2021

## More to Know:

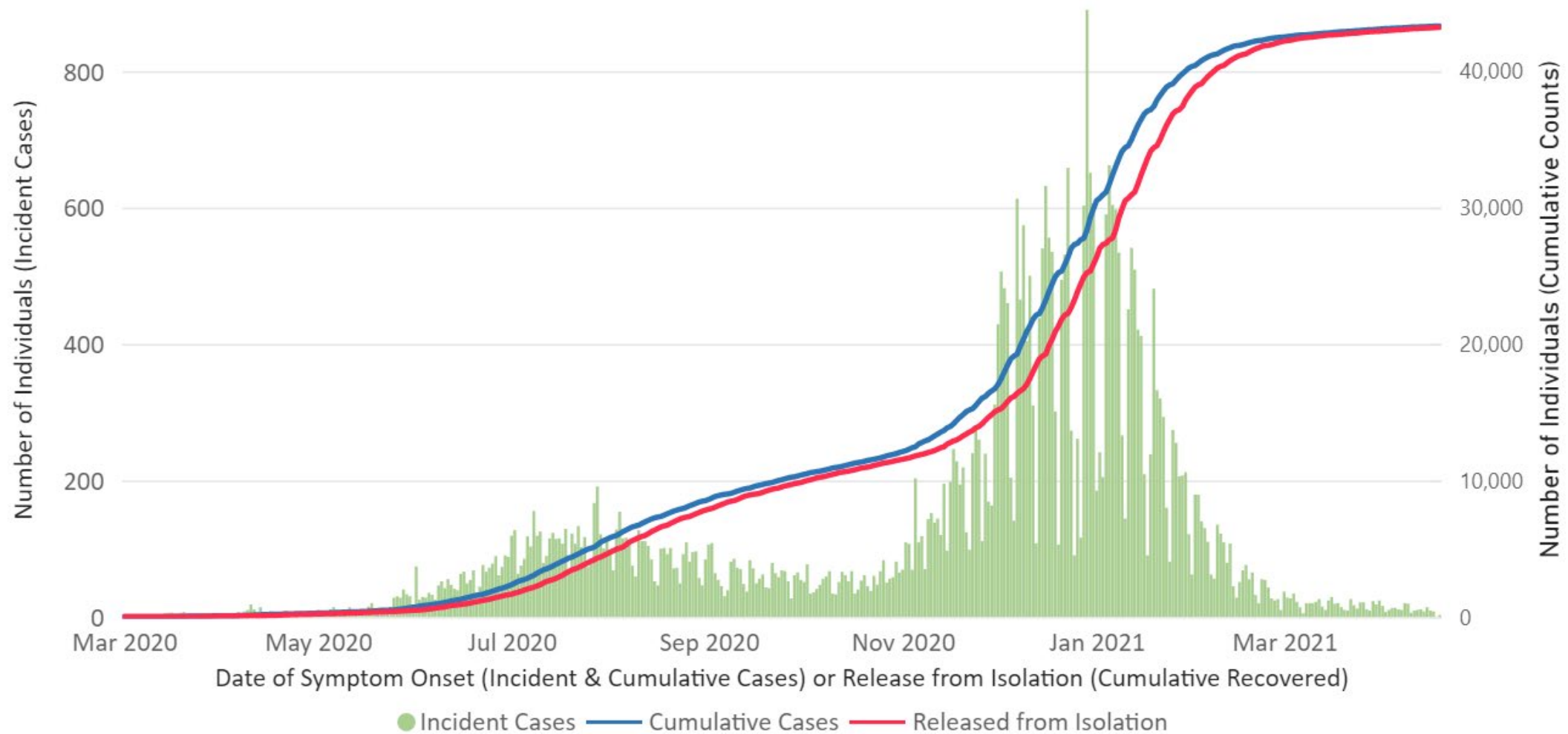
1. The use of the Johnson and Johnson vaccine remains on pause. Local vaccination efforts continue with Pfizer and Moderna vaccine.
2. Although more people are getting vaccinated each day, COVID-19 is still spreading locally. That is why testing remains critical. Testing serves as an early warning system for possible rising case counts, allows for quick isolation of people who are infectious, and detects new variants of the virus.
3. The Monterey County Public Health Lab continues its work detecting COVID-19 variants locally. These variants are more transmissible and can increase disease severity. The lab has detected the "West Coast," "U.K" and "South Africa" variants.



**FOR MORE INFORMATION PLEASE VISIT:**

**[MontereyCountyCovid19.com](https://MontereyCountyCovid19.com)**

### COVID-19 Among Monterey County Residents



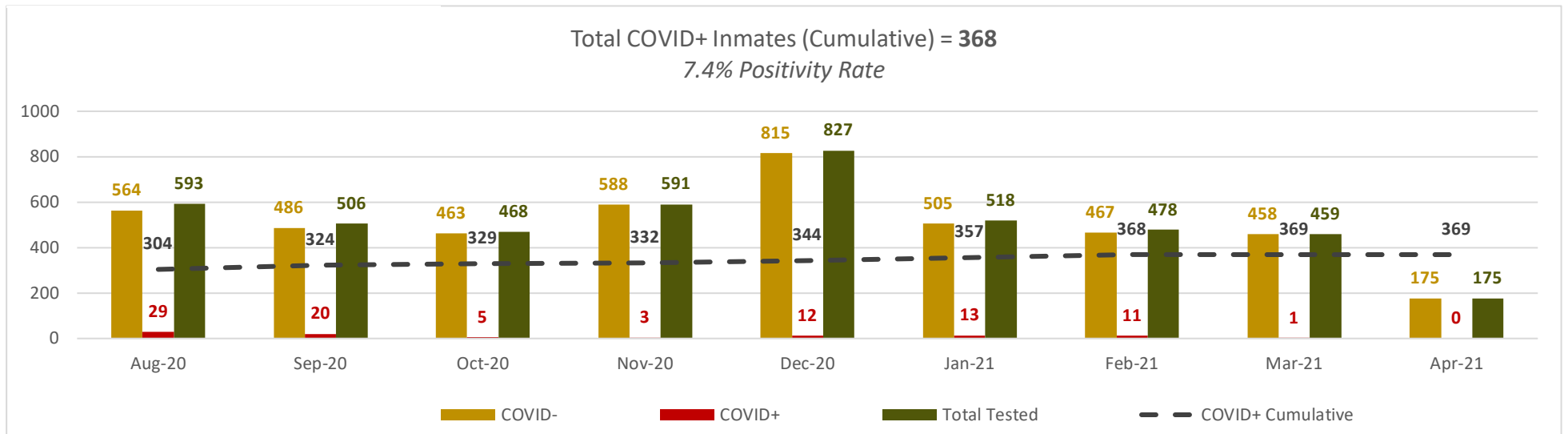


# MONTEREY COUNTY SHERIFF'S OFFICE

## JAIL INMATE COVID DATA

|                              |  |                                     |                      |                         |                                   |                   |
|------------------------------|--|-------------------------------------|----------------------|-------------------------|-----------------------------------|-------------------|
| <b>903</b>                   | <b>5,485</b>                                 | <b>369</b>                          | <b>1</b>             | <b>1,124</b>            | <b>25</b>                         | <b>0</b>          |
| <b>Total Jail Population</b> | <b>Inmate Population Tested (Cumulative)</b> | <b>Confirmed Cases (Cumulative)</b> | <b>Current Cases</b> | <b>Inmates Released</b> | <b>Inmate Alternative Housing</b> | <b>Fatalities</b> |
| ↑ 4<br>Change                | ↑ 18<br>Change                               | 0<br>Change                         | 0<br>Change          | 0<br>Change             | 0<br>Change                       | 0<br>Change       |

\*no new data provided as of 4.10.21





2019 Novel Coronavirus (2019-nCoV) - Monitoring Metrics

| Indicator or Metric*   | Baseline at Variance Application Submission | Threshold for Considering Modifications | Status 7 Days Ago  | Current Status**   |  |
|--|---|---|--------------------|--------------------|--|
| <b>Ability to Test, Contact Trace, Isolate, and Support the Exposed</b>  |   |   |                    |                    |  |
| 14-Day cumulative COVID-19 incidence per 100,000 population  | 28.6  | ≥32                                     | 75.2               | 66.9               |  |
| Percent of cases reached by public health teams  | 98.5%                                       | <90%                                    | 95.3%              | 95.3%              |  |
| Percent of Alternative Housing Site Beds designated for individuals diagnosed with COVID-19 or who are awaiting test results that are filled | 2%  | ≥25%                                    | Data Not Available | Data Not Available |  |
| <b>Ability to Protect Those at High Risk for COVID-19</b>  |   |   |                    |                    |  |
| Percent of Skilled Nursing Facilities with no new cases in the last 14 days  | 94%   | <75%                                    | 94%                | 88%                |  |
| Number of COVID-19 related deaths over last 14 days  | 2   | ≥5                                      | 2                  | 3                  |  |
| <b>Surge Capacity for Hospitals and Health Care System</b>   |   |   |                    |                    |  |
| 7-Day average of daily percent change in total number of hospitalized COVID-19 patients  | -0.2%                                       | ≥5%                                     | -2%                | -1%                |  |
| Percent of ICU beds available averaged over the last 14 days   | 71%   | <54%                                    | 47%                | 50%                |  |
| Percent of Monterey County hospitals with ≥14 days' supply of personal protective equipment (PPE)  | 100%  | <75%                                    | ***                | ***                |  |
| <b>Epidemiology and General Surveillance</b>   |   |   |                    |                    |  |
| Overall test positivity rate for the past 7 days   | 2.3%  | ≥8%                                     | 7.3%               | 4.6%               |  |
| Case doubling time (7 day lag)   | 29 days                                     | <8 days                                 | 251 days           | 268 days           |  |

\*Unless otherwise specified, all indicators and metrics are calculated using a one-day lag. Counting for measuring the metric starts on "Current Status" date.

\*\*Current status as of April 19, 2021. Data are refreshed Tuesday through Saturday.

\*\*\*The California Hospital Association and California Department of Public Health are no longer reporting greater than or equal to 14 days' supply of personal protective equipment (PPE) by hospital.

## Who Is Eligible Now

COVID-19 Vaccine Registration page - [Click here](#)

On April 15, all Monterey County residents age 16 years and older will be eligible to make an appointment for COVID-19 vaccination.

*More clinics are scheduled. Supplies are increasing however vaccine supply is still unreliable.*

For the latest Monterey County vaccine data – [Click Here](#)

**DAILY SITUATION REPORT**

COUNTY OF MONTEREY  
HEALTH DEPARTMENT

# COVID-19 Vaccine Schedule

*Together we can end the pandemic.*

**PHASE 1A  
Vaccinating NOW**

- ✓ Healthcare workers and long-term care residents.

**PHASE 1B  
Vaccinating NOW**

- ✓ People with a high chance of exposure and those 65 or older.

Sector populations with high chance of exposure:

- Agriculture and Food
- Childcare and Education
- Emergency Services

**Vaccinating NOW**

- ✓ Individuals age 16 or older at higher risk.

People with certain significant high-risk:

- Medical conditions
- Living spaces
- Disabilities
- Work environments
- Illnesses

**Vaccinating NOW**

- ✓ Individuals 50 or older.

**Vaccinating NOW**

- ✓ Every Californian 16 or older.

Vaccination of people younger than 16 will start as soon as the COVID-19 vaccines are approved for them.

[www.mtyhd.org/covid19](http://www.mtyhd.org/covid19)  
831-769-8700

4/15/2021



**COVID-19 TEST SITES (HOURS OF OPERATION)- [MORE INFORMATION](#)**

**PLEASE NOTE:** Information below is constantly changing and may not represent current hours of operation after 4/22. We will give updates as we receive them.

**What’s New?**

Effective **Thursday, April 22<sup>nd</sup>**, the following will take place at locations listed below.




- **New Hours:** Beginning **4/22**, new hours of operations, see below
- **Walk-ins:** No appointment necessary from **4:00pm-8:00pm**

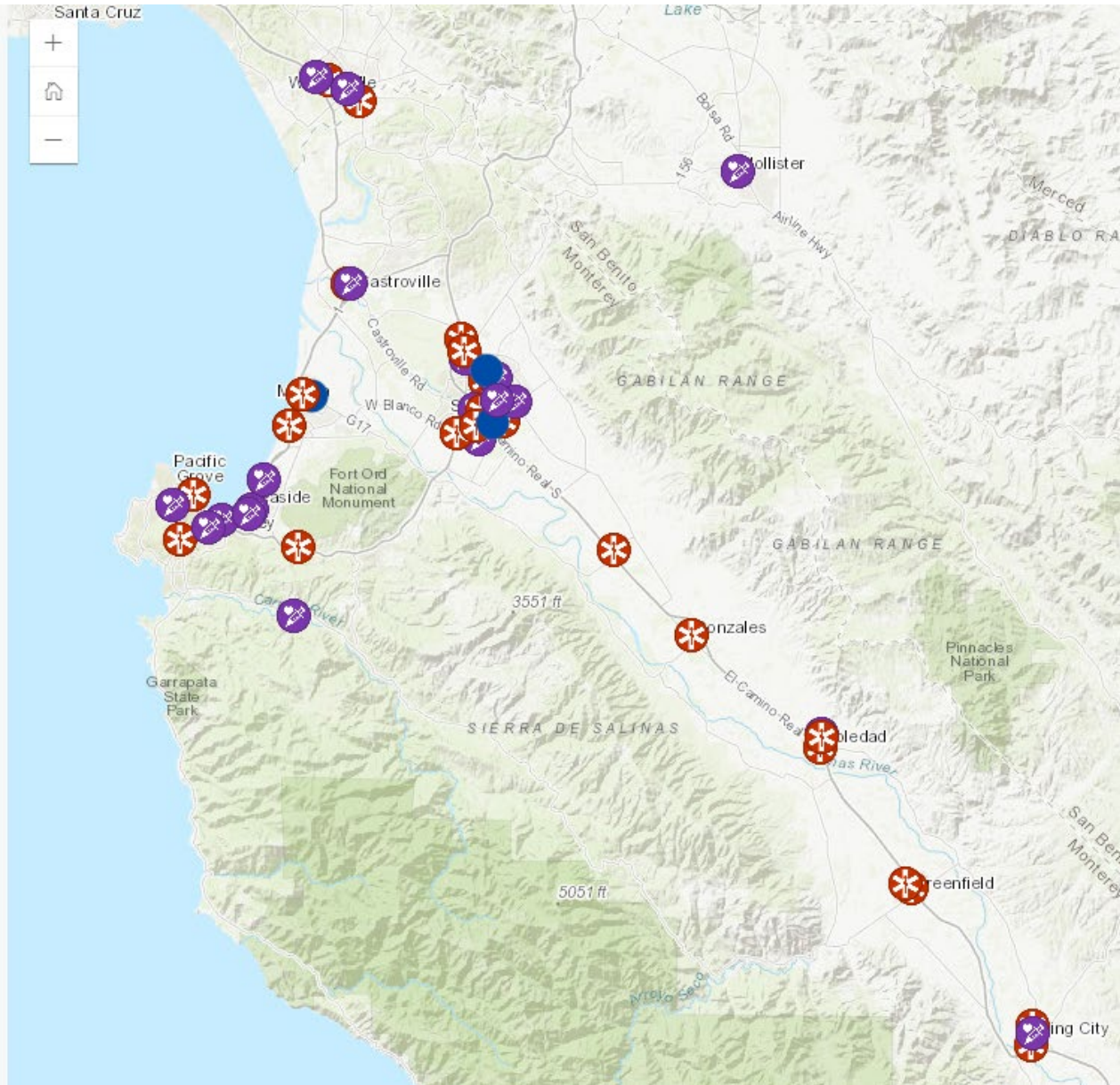
|  |  |
|--|--|
| <p><b>CASTROVILLE:</b><br/> <b>Castroville Library</b><br/>                 11160 Speegle St.<br/>                 Castroville, CA</p> <ul style="list-style-type: none"> <li>• <b>APPOINTMENT:</b> 1-888-634-1123 or <a href="https://lhi.care/covidtesting">https://lhi.care/covidtesting</a></li> <li>• <b>NEW HOURS:</b> Friday, Saturday, Sunday (12pm–8pm); WALK INS: 4pm – 8pm</li> <li>• <b>COST:</b> No cost.</li> <li>• <b>SERVICES:</b> Open to everyone with or without symptoms &amp; with or without insurance.</li> </ul> | <p><b>SALINAS:</b><br/> <b>Cesar Chavez Library</b><br/>                 615 Williams Road<br/>                 Salinas, CA</p> <ul style="list-style-type: none"> <li>• <b>APPOINTMENT:</b> 1-888-634-1123 or <a href="https://lhi.care/covidtesting">https://lhi.care/covidtesting</a></li> <li>• <b>NEW HOURS:</b> Thurs – Mon (8am – 8pm); WALK INS: 4pm-8pm</li> <li>• <b>COST:</b> No cost</li> <li>• <b>SERVICES:</b> Open to everyone with or without symptoms &amp; with or without insurance.</li> <li>• <b>Testing Site</b> is located at the <b>Building Healthy Community Room</b>—Enter thru the parking lot.</li> </ul> |
| <p><b>SEASIDE:</b><br/> <b>Seaside High School</b><br/>                 2200 Noche Buena St<br/>                 Seaside, CA</p> <ul style="list-style-type: none"> <li>• <b>APPOINTMENT:</b> 1-888-634-1123 or <a href="https://lhi.care/covidtesting">https://lhi.care/covidtesting</a></li> <li>• <b>NEW HOURS:</b> Tu-Mon (8am-8pm), WALK INS: 4pm-8pm</li> <li>• <b>COST:</b> No cost.</li> <li>• <b>SERVICES:</b> <i>Open to everyone with or without symptoms &amp; with or without insurance.</i></li> </ul>                     | <p><b>SOLEDAD:</b><br/> <b>Soledad High School – <i>Drive Thru</i></b><br/>                 425 Gabilan Dr.<br/>                 Soledad, CA</p> <ul style="list-style-type: none"> <li>• <b>APPOINTMENT:</b> 1-888-634-1123 or <a href="https://lhi.care/covidtesting">https://lhi.care/covidtesting</a></li> <li>• <b>NEW HOURS:</b> Thurs-Mon (12pm-8pm), WALK INS: 4pm-8pm</li> <li>• <b>COST:</b> No cost.</li> <li>• <b>SERVICES:</b> <i>Open to everyone with or without symptoms &amp; with or without insurance.</i></li> </ul>   |

# COVID-19 TESTING LOCATIONS- [MORE INFORMATION](#)

To Access Interactive Map – [Click Here](#)

COVID-19 Testing Site

-  Clinic or Hospital
-  Community Testing Site
-  Laboratory



## SIGNIFICANT EVENTS

*This is a timeline of International, domestic, and Local significant events related to COVID-19. All new information will be [highlighted at the top.](#)*

- **April 15, 2021** – All Californians 16+ Now Eligible for COVID-19 Vaccines. [More Information](#)
- **April 13, 2021** – Pause in the administration of COVID-19 vaccine manufactured by Johnson and Johnson. [More Information](#)
- **April 13, 2021** – Joint CDC and FDA Statement on Johnson & Johnson COVID-19 Vaccine. [More Information](#)
- **April 7, 2021** – Monterey County Moving into Orange Tier of State’s Blueprint for a Safer Economy. [More Information](#)
- **March 25, 2021** – Governor Newsom announced State Expands Vaccine Eligibility to 50+ Californians Starting April 1 and All Individuals 16+ on April 15 Based on Expected Supply Increases. [More Information](#)
- **March 16, 2021** – Monterey County has met the requirements to move into the Red Tier of the Blueprints for a Safer Economy. The Monterey County Health Officer announced today that the County will continue to align with the State’s framework and allow activities open in Red Tier counties to resume, effective March 17<sup>th</sup>. [More information](#)
- **March 13, 2021** – Monterey County State Supported COVID-19 Testing Site to Change Days Open. Thursday March 18<sup>th</sup> the State supported COVID-19 testing sites in Castroville, Salinas, Seaside and Soledad will be open from 8 am to 8 pm, Thursday through Monday. Due to this change all four sites will be closed on Tuesday March 16<sup>th</sup> and Wednesday March 17<sup>th</sup>. [More information](#)
- **March 5, 2021** – Monterey County continues to receive and distribute COVID-19 vaccine throughout the county. On Tuesday, Monterey County Health Officer Dr. Edward Moreno updated the Board of Supervisors regarding the doses of COVID-19 allocated, received and administered to residents.
- **February 16, 2021** – Monterey County Health Department Announces Timeline for Advancing Through Phase 1b for COVID-19 Vaccinations. Vaccine Supplies are Still Very Limited. [More Information](#)
- **January 25, 2021** – Regional Stay At Home Order ends. Monterey County returns to the purple tier. [More Information](#)
- **January 13, 2021** – Governor Newsom announced the state is prioritizing individuals 65 and older to receive the vaccine.
- **January 8, 2021** – Monterey County remains under the State Regional Stay at Home Order. [More information](#)
- **December 17, 2020** – First COVID-19 vaccines in Monterey County administered.
- **December 13, 2020** – Health Officer State Order takes effect at 10:00 p.m. and will continue until 6:00 a.m. January 11, 2021.
- **December 9, 2020** – [Health Officer Stay At Home Order](#) Issued.

To Access Archived News – [Click Here](#)

## JOINT INFORMATION CENTER (JIC)

### Community Resources

- [Virtual Local Assistance Center](#)
- A directory of resources available to Monterey County communities can be found on the COVID-19 Care for Community [webpage](#).
- Frequently Asked Questions can be found [here](#).

### Text Updates

- **To receive updates regarding the 2020 Wildfires text MCFIRES2020 to 888777.**
- To receive updates regarding COVID-19 in Monterey County, text **MCCOVID19** to **888777**.
- To receive updates regarding COVID-19 in general, text **Coronavirus** to **211211**.
- To receive text messages when a press release is posted or a press conference is identified, text **“MCMEDIA”** to **888777**.

### Hotlines

- California Volunteer Corps Hotline: 833-544-2374. This hotline is specifically for older adults who have questions about resources and in need of assistance (such as medication and grocery delivery).
  - Health Department Hotline (Monday-Friday, 8am-5pm). Call: 769-8700 or 755-4521
- Natividad Coronavirus Hotline is (831) 772-7365. Natividad nurses are available to speak with you in English or Spanish from 7:00 am to 11:00 pm, seven days a week.
- Montage Health Virtual Care Option Free for all community members experiencing mild respiratory symptoms including coronavirus/COVID-19. [Schedule an Appointment](#) / [More information](#).
  - Salinas Valley Memorial Healthcare System has a Coronavirus Hotline: 831-755-0793 The hotline is staffed with registered nurses and will be available from 7:00am to 11:00pm, 7 days a week.

## JOINT INFORMATION CENTER (JIC)

### Press Conferences

- COVID-19 Economic Assistance Hotline (Monday-Friday, 8am-4pm). Call: 831- 796-1909
- General Information call 2-1-1 or visit the [Health Department Webpage](#).
- Standing Media Briefing: Wednesdays @ 12:00 with credentialed press and available county staff, hosted by the JIC. [[Live Stream](#)]

### Websites

- [COVID Testing Sites](#)
- [COVID Vaccine Information](#)
- [Alternate Care and Housing Sites](#)
- [COVID-19 Donations and Volunteers](#)
- [FEMA Disaster Cost Recovery](#)
- [Economic Assistance Webpage](#)
- [Monterey County Health Department](#)
- [California Department of Public Health](#)
- [Center for Disease Control](#)
- [World Health Organization](#)
- [Economic Assistance for Impacted Workers](#)